

**SALWAN PUBLIC SCHOOL**  
**Class Nursery**  
**Weekly Planning**  
**28<sup>th</sup> November – 02<sup>nd</sup> December 2022**



<b>28<sup>th</sup> Nov 2022</b> <b>Monday</b>	<b>Literacy II (Hindi)</b> Introduction of अक्षर 'ध' in workbook चित्रों में रंग भरें  <b>Physical Development</b> <b>Language Development</b>	<b>Rhyme&amp; EVS</b> Parrot – Tearing and pasting activity  <b>Rhyme: सदी आई, सदी आई.....</b>  <b>Physical Development</b> <b>Aesthetic Development</b>
<b>29<sup>th</sup> Nov 2022</b> <b>Tuesday</b>	<b>Numeracy</b> Introduction to number 4 in workbook  <b>Physical Development</b> <b>Cognitive Development</b>	<b>Pre-Number Concept</b>  Colour the more animals and circle the less animals  <b>Physical Development</b> <b>Aesthetic Development</b>
<b>30<sup>th</sup> Nov 2022</b> <b>Wednesday</b>	<b>Literacy I (English)</b> Introduction of letter S 's' in workbook  <b>Language Development</b> <b>Physical Development</b>	<b>EVS</b>  Colour the pictures according to the colour code  <b>Physical Development</b> <b>Aesthetic Development</b>
<b>1<sup>st</sup> Dec 2022</b> <b>Thursday</b>	<b>Numeracy</b> Writing of number '4' in notebook.  <b>Cognitive Development</b> <b>Physical Development</b>	<b>EVS&amp; Craft</b> Colouring within the outline of winter cap and paste cotton. Circle the odd one out  <b>Physical Development</b> <b>Aesthetic Development</b>



<p><b>2<sup>nd</sup> Dec 2022</b> <b>Friday</b></p>	<p><b>Literacy II (Hindi)</b> Introduction of अक्षर 'न' in workbook चित्रों में रंग भरें</p> <p><b>Language Development</b> <b>Physical Development</b></p> 	<p><b>Colours of Joy</b> Join the dots and colour the picture</p> <p><b>Aesthetic Development</b> <b>Physical Development</b></p> 
---	--	---

SERVICE BEFORE SELF

**SALWAN PUBLIC SCHOOL**  
**CLASS-KG**

**Weekly Planning 28 th November- 2<sup>nd</sup> December 2022**

<p><b>November 28,2022</b> <b>(Monday)</b></p>	<p><b>Literacy I (English)</b> Introduction to 'th' words</p> <p><b>Literacy II (Hindi)</b> 'क' वर्ग के तीन अक्षर शब्द Worksheet No. 44</p> <p><b>Areas of Development:</b> <b>Language Development</b> <b>Physical Development</b> <b>Cognitive Development</b> <b>Aesthetic Development</b></p>	<p><b>EVS</b> Amazing Facts about Land, Water Animals and Birds <a href="https://www.youtube.com/watch?v=gjEwrOvWipM">https://www.youtube.com/watch?v=gjEwrOvWipM</a></p> <p>Free hand Drawing Land, Water Animals</p>  <p><b>Areas of Development:</b> <b>Language Development</b> <b>Physical Development</b> <b>Cognitive Development</b> <b>Aesthetic Development</b></p>
<p><b>November 29, 2022</b> <b>(Tuesday)</b></p>	<p><b>Literacy I (English)</b> Recap of 'th' words Worksheet 64</p> <p><b>Literacy II (Maths)</b> Backward Counting(20-1) Worksheet :32,34</p> <p><b>Areas of Development:</b> <b>Language Development</b> <b>Physical Development</b> <b>Cognitive Development</b> <b>Aesthetic Development</b></p>	<p><b>EVS</b> Craft: (Aquarium) Thumb Printing Water Animals</p>  <p><b>Areas of Development:</b> <b>Language Development</b> <b>Physical Development</b> <b>Cognitive Development</b> <b>Aesthetic Development</b></p>

<p><b>November 30,2022 (Wednesday)</b></p>	<p><b>Literacy I (English)</b> Introduction to 'wh' words</p> <p><b>Literacy II (Hindi)</b> ‘च’ वर्ग के तीन अक्षर शब्द</p> <p>Worksheet Pg No. 45</p> <p><b>Areas of Development:</b> Language Development Physical Development Cognitive Development Aesthetic Development</p>	<p><b>EVS</b> Recap: Pet , Wild, Domestic Animals, Bird, Insects</p>  <p><b>Areas of Development:</b> Aesthetic Development Physical Development Socio-emotional Development Cognitive Development</p>
<p><b>December 1,2022 (Thursday)</b></p>	<p><b>Literacy I (English)</b> Recap of 'wh' words Worksheet Pg No. 65</p> <p><b>Literacy II (Maths)</b> Recap Backward Counting Worksheet Pg No. 36</p> <p><b>Areas of Development:</b> Language Development Physical Development Cognitive Development Aesthetic Development</p>	<p><b>EVS</b> Introduction of Land Transport</p>  <p><b>Areas of Development:</b> Aesthetic Development Physical Development Socio-emotional Development</p>



<p><b>December 2,2022 (Friday)</b></p>	<p><b>Literacy I (English)</b> Recap 'sh', 'ch', 'wh', 'th' words Workbook Pg No. 66</p> <p><b>Literacy II (Hindi)</b> 'ट' वर्ग के तीन अक्षर शब्द Worksheet Pg No. 46</p> <p><b>Areas of Development:</b> Language Development Physical Development Cognitive Development Aesthetic Development</p>	<p><b><u>EVS</u></b> Talk about Special Vehicles: Ambulance, Fire Engine, Police Car</p>  <p><b>Areas of Development:</b> Language Development Physical Development Cognitive Development Aesthetic Development</p>
--	---	--

Gurugram



## Week –V/I

**November 28, 2022 – December 3, 2022**

Date/Day	CA	HA
November 28, 2022 (Monday)	<p><b>English-</b> Introduction to 'Polite Words' through video and discussion.</p> <p><b>Hindi-</b> 1-10 तक की गिनती लेखन कॉपी में</p> <p><b>Mathematics-</b>Revision</p> <p><b>EVS-</b> Story dramatization on seasons.</p>	<p><b>Mathematics-</b> Textbook pg no. 97</p>
November 29, 2022 (Tuesday)	<p><b>English-</b> Recap and reading of page number 86 and 87 in 'Tune into Grammar'.</p> <p><b>Hindi-</b> गिनती अभ्यास</p> <p><b>Mathematics-</b>Textbook pg no. 95</p> <p><b>EVS-</b> Notebook work -Complete the table on different seasons.</p>	<p><b>Hindi-</b> अभ्यास पत्रिका -48 पठन अभ्यास करें</p> <p><b>EVS-</b> Worksheet 54 and revise the vocabulary for recapitulation on December 12,2022 ( transport, reach, vehicles, engine, safety, pavement, sharp, walking, winter, woollen)</p>

November 30, 2022 (Wednesday)	<b>English-</b> Recap and worksheet 37 on usage of Polite Words. <b>Hindi-</b> दिनों के नाम पुनरावृत्ति <b>Mathematics-</b> Textbook pg no. 98 <b>EVS-</b> Culmination Activity - class quiz on Ch- Travelling is fun and Ch-Safety Rules.	<b>Mathematics-</b> Textbook pg no. 96
December 1, 2022 (Thursday)	<b>English-</b> Discussion on 'Picture Description' and worksheet 30. <b>Hindi-</b> ऑ की ध्वनि परिचय व लेखन अभ्यास(कॉपी में) <b>Mathematics-</b> Textbook pg no. 99 <b>EVS-</b> Worksheet 52	<b>English-</b> Worksheet 42
December 2, 2022 (Friday)	<b>English-</b> Recap and worksheet 47 on Picture Composition. <b>Hindi-</b> ऑ की ध्वनि गतिविधि <b>Mathematics-</b> Textbook pg no. 100 <b>EVS-</b> Worksheet 53	<b>Mathematics-</b> Textbook pg no. 101 <b>EVS-</b> Revise the vocabulary for recapitulation on December 12,2022 (transport, reach, vehicles, engine, safety, pavement, sharp, walking, winter, woollen)
December 3, 2022 (Saturday)	<b>Holiday</b>	-----
GK	Worksheet 22 and 23	
ICT	WordPad - (Word Processor) The concept of changing the font style, size and colour of text.	

Regards  
Team SPS





Salwan Public School, Gurugram  
Grade II  
Week - 1  
November 28, 2022 – December 3, 2022

Date/Day	CA	Concept Revision
November 28, 2022 (Monday)	<p><b>Mathematics:</b> Enhancement worksheet of Fraction in Math workbook.  <b>English:</b> Notebook Task related to Has, Have and Had in Grammar Notebook.  <b>हिंदी :</b> पाठ -७ 'चतुर मच्छर' पाठ पठन  <b>EVS:</b> Culmination Activity Unit-4 (Ch. - 8, 13 and 14)</p> <p>Students will ask a question to his/her classmates based on the above mentioned chapters.</p>	<p><b>Mathematics-</b> Identify Fraction in Math workbook. (Pg 75 )</p> <p><b>EVS-</b> Revise the spellings of the words underlined in Ch- 8 and 13 for a spell bee activity on A-4 sheet on Friday Dec 2, 2022</p>
November 29, 2022 (Tuesday)	<p><b>Mathematics:</b> Recap of Fraction in Math notebook.  <b>English:</b> Notebook Task related to Verbs in Grammar Notebook.  <b>हिंदी :</b> छात्रों द्वारा पाठ पठन  <b>EVS:</b> Culmination Activity Unit-4 (Ch. - 8, 13 and 14)</p> <p>Students will link Unit-4 with 'Safe Environment Safe Life' and share any one idea.</p>	<p><b>हिंदी</b> - 1. पाठ- ७ को पढ़ने का अभ्यास करें</p> <p>2. कठिन शब्द और शब्द अर्थ को याद करें</p> <p>3. पाठ- ५ (गोलू का घर) और पाठ -७ (चतुर मच्छर) की सीख को आप अपने जीवन में कैसे लागू करेंगे, इसपर ५ पंक्तियाँ अपनी नोटबुक में लिखें.</p> <p>4. पाठ - ७, पुस्तक अभ्यास, पृष्ठ - 53,54.</p>

November 30, 2022 (Wednesday)	<p><b>Mathematics:</b>Recap of Multiplication Division and Fraction in Math notebook.</p> <p><b>English:</b>Introduction to the Unit What is happening?in Tune into Grammar book.</p> <p><b>हिंदी :</b> पाठ- ७ पुस्तक अभ्यास</p> <p><b>EVS:</b> Culmination Activity Unit-4 (Ch. – 8, 13 and 14)</p> <p><b>Roll No- 19- 36</b></p> <p>Students will mention how he/she will apply any 5 learnings from Unit-4 in their life.</p>	<p><b>Mathematics -</b>Revise the fact and properties of Multiplication , Division and Fraction.</p>
December 1, 2022 (Thursday)	<p><b>Mathematics:</b>Recap of Multiplication Division and Fraction in Math notebook.</p> <p><b>English:</b>Unit What is happening?in Tune into Grammar book.</p> <p><b>हिंदी :</b> पाठ - ७ कठिन शब्द (नोटबुक)</p> <p><b>EVS:</b> Culmination Activity Unit-4 (Ch. – 8, 13 and 14)</p> <p><b>Roll No- 1-18</b></p> <p>Students will mention how he/she will apply any 5 learnings from Unit-4 in their life.</p>	<p><b>English-</b> Revise the concept of What is Happening?</p>
December 2, 2022 (Friday)	<p><b>Mathematics:</b>Introduction of Measurement- Length through an activity in Math workbook. (Students to bring any colour ribbon as long as their height)</p> <p><b>English:</b>Unit What is happening?in Tune into Grammar book.</p> <p><b>हिंदी :</b> पाठ - ७ शब्द अर्थ (नोटबुक)</p> <p><b>EVS:</b> Spell bee activity on A-4 sheet.</p>	<p><b>Mathematics-Read pages from Math textbook.(Pg 125-127)</b></p>
December 3, 2022 (Saturday)	<p><b>Holiday</b></p>	
GK	<p><b>Worksheet-15 ( Indian Monuments) And Worksheet-16 ( Famous Indians and their Nicknames)</b></p>	<p><b>Worksheet-25 Capital Cities</b></p>
ICT	<ul style="list-style-type: none"> <li>- <b>Introduction to Artificial Intelligence</b></li> <li>- Smart homes and Smart cars</li> </ul>	



# Salwan Public School Gurugram

(Session 2022-23)

## Home Learning Plan

Class III (28 Nov 3 Dec)

Dear Parent

Greetings!

Please refer to the Event Planner for Holidays and Activities planned for the month.

English	
<b>Concept:</b>	<ul style="list-style-type: none"><li>- Simple Future Tense</li><li>- Picture Description</li></ul>
<b>What will I learn?</b>	<ul style="list-style-type: none"><li>- For actions/ events that will happen later, we use the future tense.</li><li>- To describe the essential information in an image in picture description.</li></ul>
<b>To Read &amp; Understand:</b>	Read and revise grammar book pg no-105,107,108 (definition of simple future tense)
To Do:	
<b>CA:</b>	<ul style="list-style-type: none"><li>- Tune in to Grammar pg -108 (Learn) Practise Ex-A(in grammar notebook)</li><li>- Revision Activity : Tense Race</li><li>- The teacher will write down a list of words to be shared with students like- sing, see, go, try etc. Students in groups of four will be spotlighted (Roll no wise). Each group will be asked to state the tense of the word, give past/present or future tense of it and make a sentence using the verb.</li><li>- Revision and recapitulation of grammar</li><li>- Worksheet -40</li></ul>
<b>HA:</b>	<ul style="list-style-type: none"><li>- Tune in to Grammar pg -109 Practise Ex-B (in grammar notebook)</li><li>- Use this link to revise verbs <a href="https://quizizz.com/admin/quiz/613a648a1df764001d6dfb12/helping-verbs">https://quizizz.com/admin/quiz/613a648a1df764001d6dfb12/helping-verbs</a></li></ul>

हिन्दी	
पाठ:	- पाठ 11 प्यारा सा एक पत्र
शिक्षण उद्देश्य	<ul style="list-style-type: none"> <li>- छात्रों में हिंदी साहित्य के प्रति प्रेम का भाव उत्पन्न करना ।</li> <li>- नए शब्दों से परिचित कराना ।</li> <li>- छात्र ग्रामीण और शहरी जीवन से परिचित होंगे ।</li> <li>- पठन और वाचन कौशल का विकास कर सकेंगे ।</li> <li>- छात्र नए शब्दों से परिचित होकर उचित संदर्भ में प्रयोग करना सीखेंगे।</li> <li>- तार्किक चिंतन कौशल का विकास करना ।</li> </ul>
कक्षा कार्य	<ul style="list-style-type: none"> <li>- छात्रों को पाठ का परिचय दिया जाएगा और हमारे जीवन में पत्र के महत्व को समझाया जाएगा ।</li> <li>- छात्रों के पठन कौशल की जाँच हेतु पाठ का पठन करवाया जाएगा ।</li> <li>- छात्रों को उनके अनुक्रमांक के द्वारा पाठ का पठन करवाया जाएगा ।</li> </ul>
गृहकार्य	- पुराने ज़माने में लोग दूर रहने वाले रिश्तेदारों से किस प्रकार संपर्क करते थे ?(यह कार्य साहित्य लेखन पुस्तिका में करेंगे?)
<p style="text-align: center;"><b>Mathematics</b>  <b>Note:-</b>  <b>Maths class test</b>  <b>Date: 8th December, 22 (Thursday)</b>  <b>Chapter 6: Division</b></p>	
Concept:	Money
What will I learn?	<ul style="list-style-type: none"> <li>- Money is used for buying and selling.</li> <li>- Money is expressed in terms of rupees and paise.</li> <li>- Point separates rupee from paise</li> <li>- There should always be two digits after the point to represent paise.</li> </ul>

<b>To Read &amp; Understand:</b>	<ul style="list-style-type: none"> <li>- Writing rupees and paise</li> <li>- Conversion of rupees into paise and vice versa.</li> </ul>
<b>To Do:</b>	
<b>CA:</b>	<ul style="list-style-type: none"> <li>- Ex 43 in notebook</li> <li>- Ex 44 in notebook</li> <li>- Ex 45 in notebook</li> </ul>
<b>HA:</b>	Revise Division for class test
<b>EVS (Science)</b>	
<b>Concept:</b>	<b>Means of communication</b>
<b>What will I learn?</b>	<ul style="list-style-type: none"> <li>- What is communication?</li> <li>- Electronic means of communication</li> <li>- Print means of communication</li> <li>- Gestures</li> <li>- Postal means of communication.</li> </ul>
<b>To Read &amp; Understand:</b>	<ul style="list-style-type: none"> <li>- 109-112</li> </ul>
<b>To Do:</b>	
<b>CA:</b>	<ul style="list-style-type: none"> <li>- Q and ans</li> <li>- Worksheet</li> </ul>
<b>HA:</b>	<ul style="list-style-type: none"> <li>- Visit post office-find out different means of communication</li> <li>- Buy an inland ,post card .envelope and stamp and paste it in your notebook.- Enrichment activity</li> </ul>
<b>ICT</b>	
<b>Concept:</b>	<b>Coding</b>
<b>What will I learn?</b>	<ul style="list-style-type: none"> <li>- The concept of algorithm and programming.</li> </ul>
<b>To Read &amp; Understand:</b>	<ul style="list-style-type: none"> <li>-</li> </ul>
<b>To Do:</b>	
<b>CA:</b>	Practice coding

HA:	- Practice coding using the link. <a href="https://studio.code.org/s/course2">https://studio.code.org/s/course2</a>
-----	--

SALWAN PUBLIC SCHOOL





# Salwan Public School Gurugram


(Session 2022-23)

## Home Learning Plan

Class IV (28 Nov 3 Dec)

**Dear Parent  
Greetings!**

Please refer to the Event Planner for Holidays and Activities planned for the month.

English	
<b>Concept:</b>	<b>Grammar - Adverbs (Continued) Writing - Diary Entry (Introduction)</b>
<b>What will I learn?</b>	<ul style="list-style-type: none"><li>- Develop competence, confidence and the ability to write independently.</li><li>- Build an understanding of diary entry.</li><li>- Know the features and rules of a diary.</li><li>- Acquire imagination skills required for writing a diary.</li></ul>
<b>To Read &amp; Understand:</b>	<ul style="list-style-type: none"><li>- Understand the concept of writing a Diary Entry along with its rules and examples.</li></ul>
<b>To Do:</b>	
<b>CA:</b>	<ul style="list-style-type: none"><li>- A powerpoint presentation based on  Diary Entry will be shown to the class to explain the usage of diary entry, best time to write diary and steps to write a diary.</li><li>- Format of Diary Entry will be written in the notebook along with the rules to be followed.</li><li>- Worksheet 30 to be done in the workbook as a practice assignment.</li></ul>
<b>HA:</b>	<ul style="list-style-type: none"><li>- Complete Worksheet -31 based on Diary Entry.</li></ul>
हिन्दी	
<b>विषय:</b>	परिवेश पाठ्यपुस्तक, कार्यपत्रिका
<b>पाठ:</b>	पाठ-6 अभ्यास का फल, अशुद्धि शोधन

शिक्षण उद्देश्य	<ul style="list-style-type: none"> <li>- छात्रों में रचनात्मक कौशल का विकास होगा ।</li> <li>- छात्रों में मौखिक कौशल का विकास होगा ।</li> <li>- छात्रों में वाचन कौशल का विकास होगा ।</li> <li>- छात्र कविता वाचन कर सकेंगे ।</li> <li>- छात्र अशुद्धियों का शुद्ध रूप जान सकेंगे ।</li> </ul>
कक्षा कार्य	<ul style="list-style-type: none"> <li>- वाचन गतिविधि कारवाई जाएगी ।</li> <li>- वाचन गतिविधि कारवाई जाएगी ।</li> <li>- वाचन गतिविधि कारवाई जाएगी ।</li> <li>- पाठ-6 श्रुतलेख लिया जाएगा ।</li> <li>- अशुद्धि शोधन का सरलीकरण ।</li> </ul>
गृहकार्य	<ul style="list-style-type: none"> <li>- कार्य पत्रिका-36 'अशुद्धि शोधन' करेंगे ।</li> </ul>
<b>Mathematics</b>	
<b>Concept:</b>	<b>Chapter 16- Geometry</b>
<b>What will I learn?</b>	<ul style="list-style-type: none"> <li>- Polygons</li> <li>- Circles</li> <li>- Measurement and Drawing of Line Segment</li> </ul>
<b>To Read &amp; Understand:</b>	<ul style="list-style-type: none"> <li>- Read page no. 179-186</li> </ul>
<b>To Do:</b>	
<b>CA:</b>	<ul style="list-style-type: none"> <li>- Ex 67: ( in book) Q1- Q5</li> <li>- Ex 67: Q6- Q10</li> <li>- Ex 68: Q3(a, d)</li> </ul>
<b>HA:</b>	<ul style="list-style-type: none"> <li>- Ex 67: Q11, Q12</li> <li>- Ex 68: ( in book) Q1, Q2</li> </ul> <p><b>Activity:</b>  <b>Wheel of Geometry-</b> Show the given below geometrical Concept on an A4 sheet using toothpicks/ earbuds.</p>

	Roll no. 1-17 - Type of Lines Roll no. 18-35 - Type of Polygons To be submitted by 9th December, 2022
<b>EVS (Science)</b>	
<b>Concept:</b>	<b>Revision Chapter 8( Food and Health)</b>
<b>What will I learn?</b>	<ul style="list-style-type: none"> <li>- Revision of various concepts of chapter - 2.</li> <li>- Lab work of chapter - 8 (testing the food for starch, fats)</li> <li>- Understanding of labels (expiry date, ingredients, preservatives ec)</li> </ul>
<b>To Read &amp; Understand:</b>	<ul style="list-style-type: none"> <li>- Chapter - 8 from textbook.</li> </ul>
<b>To Do:</b>	
<b>CA:</b>	<ul style="list-style-type: none"> <li>- Lab work of chapter - 8 (testing the food for starch, fats)</li> <li>- Understanding of labels (expiry date, ingredients, preservatives ec)</li> <li>- Revision of concepts through videos.</li> </ul>
<b>HA:</b>	<ul style="list-style-type: none"> <li>- Prepare your own balanced meal( Thali). Do it in Science notebook.</li> </ul>
<b>EVS (Social Science)</b> <b><u>Social Science Class Test (December 8, 2022)</u></b> <b>Revise: Ch-6 Housing</b> <b>Ch-14 Travel and Money</b>	
<b>Concept:</b>	<b>People who touched our lives (Beyond the text)</b>
<b>What will I learn?</b>	<ul style="list-style-type: none"> <li>- Learners would be able to appreciate the contributions made by the past generations of great people that helped make the present society better</li> <li>- Learners would be able to identify the major religions of the world</li> <li>- Learners would be able to identify the basic tenets upon which Hinduism is built</li> </ul>
<b>To Read &amp; Understand:</b>	<ul style="list-style-type: none"> <li>- India has been home to many great kings, religious leaders, reformers and scientists. They have been a source of inspiration to many. They have carried the message of peace and love for all human beings.</li> </ul>

## RELIGIONS AND RELIGIOUS TEACHERS

Hinduism, Buddhism, Jainism, Islam, Christianity, Zoroastrianism and Sikhism are some major religions of our country.

**Hinduism:** It is one of the oldest religions in the world. Also called Sanatana Dharma, Hinduism consists of ancient traditions and beliefs, with no known founder. Ancient texts called Vedas and Puranas are holy books for Hindus. Classical texts (Shastras) and epics like Ramayana and Mahabharata describe Hindu ways of life. Scriptures like the Bhagavat Gita are revered. Many of these books are centuries old. Hindus worship God in many forms, and pray to idols of Lord Rama, Lord Krishna, Lord Shiva, Goddess Durga, Goddess Kali, etc. in temples. Fire is considered sacred, and rituals are performed around a fire, accompanied by chanting of Vedic mantras. Adi Shankaracharya, Swami Dayanand Saraswati and Swami Vivekananda are some religious teachers whose teachings have greatly affected the lives of many Indians.

**Buddhism:** Buddhism was founded in India by Gautama Buddha. Born a prince, he left home at an early age in search of knowledge and truth. Buddhist teachings stress on living honestly and simply, and to be kind to all living beings. The holy books of the Buddhists are Dhammapada and Tripitakas.

**Jainism:** Jainism was spread by Mahavira, around the same time as Buddhism. Both Buddha and Mahavira were against the caste system. Jains believe in Karma- the moral law of the universe. They believe that every good, or bad deed has an effect on the doer. This Karma determines their life as well as rebirth. Jainism teaches its followers to conquer temptations, and follow a path of Ahimsa or non-violence.

**Islam:** The followers of Islam are called Muslims. Islam first came to the western coast of India with Arab traders in 7th century CE. Muslims believe that the message of God was brought to them by Prophet Mohammed. His message is written in the holy book called Quran. Muslims fast during the holy month of Ramzan, pray in mosques and donate a part of their wealth to the poor and needy.

**Christianity:** Christianity is the third largest religion in India, and is believed to have been spread in India by St. Thomas. Christians follow the teachings of Jesus Christ. The Bible is the

	<p>holy book of the Christians. Christian churches run thousands of educational institutes and hospitals throughout the country.</p> <p><b><u>Zoroastrianism:</u></b> The religion was brought to India by people from Persia (Iran) and its followers are called Parsis. It is one of the oldest religions of the world, and was founded by Zarathustra or Zoroaster. The holy book of the Parsis is Zend Avesta. Parsis believe in one God, called Ahura Mazda, and consider fire to be sacred. They worship at fire temples. There are very few Parsis left in the world now.</p> <p><b><u>Sikhism:</u></b> It was established around 500 years ago in Punjab. Sikhism was spread by the Ten Gurus, the first being the founder of Sikhism, Guru Nanak Dev Ji. After the tenth Guru, Sikhs follow their teachings through the holy book, Guru Granth Sahib, which is considered to be the eleventh Guru. It contains a collection of hymns, guiding its followers to work hard and share their wealth with the needy. Sikhs believe in sewa or service and pray at Gurudwaras.</p>
<b>To</b>	
<b>CA:</b>	- Reading and explanation of the topic will be done
<b>HA:</b>	- Students will find out the names of a few religions practised around the world.
<b>ICT</b>	
<b>Concept:</b>	<b>Code.org    Sprite Lab (Contd..)</b>
<b>What will I learn?</b>	- Will learn the use of various blocks
<b>To Read &amp; Understand:</b>	- PPT uploaded in GCR
<b>To Do:</b>	
<b>CA:</b>	Practical Assignment <a href="https://studio.code.org/s/courseee-2021/lessons/3/levels/1">https://studio.code.org/s/courseee-2021/lessons/3/levels/1</a>
<b>HA:</b>	Activities Slide # 8 & 14 Ref: <a href="https://studio.code.org/docs/ide/spritelab">https://studio.code.org/docs/ide/spritelab</a>



# Salwan Public School Gurugram

(Session 2022-23)

## Home Learning Plan

Class V (28 Nov 3 Dec)

Dear Parent  
Greetings!

Please refer to the Event Planner for Holidays and Activities planned for the month.

English	
<b>Concept:</b>	<ul style="list-style-type: none"><li>- Continuous Tenses(Contd.)</li><li>- Practice exercise on Transitive and Intransitive Verbs.</li><li>- Practice exercise on Subject-Verb Agreement</li><li>- Perfect Tenses (Present &amp; Past) - Introduction</li></ul>
<b>What will I learn?</b>	<ul style="list-style-type: none"><li>- Sentences that tell us about actions that began in the past and have just been completed at the moment of speaking or writing are said to be in the Present Perfect Tense.</li><li>- Both the Simple past and Present Perfect Tense denote the completion of an action. However, we use the simple past tense when the actions are not linked with the present and the present perfect tense when they are linked.</li></ul>
<b>To Read &amp; Understand:</b>	<ul style="list-style-type: none"><li>- Tune Into Grammar- Page no. 118, 119 &amp;120.</li></ul>
To Do:	
<b>CA:</b>	<ul style="list-style-type: none"><li>- All the exercises pertaining to Continuous Tenses except ex. B( Page 116) will be completed in the class.</li><li>- Practice exercise on Transitive and Intransitive Verbs.</li><li>- Practice exercise on Subject-Verb Agreement</li><li>- Perfect Tenses (Introduction &amp; explanation)</li></ul>
<b>HA:</b>	<ul style="list-style-type: none"><li>- Exercise B (Page 116, 117)</li></ul>
हिन्दी	
<b>उपविषय:</b>	रचनात्मक लेखन औपचारिक पत्र, क्रिया विशेषण, कहानी रचना, अपठित गद्यांश



शिक्षण उद्देश्य	<ul style="list-style-type: none"> <li>- छात्रों की कल्पना शक्ति का विकास करना</li> <li>- लेखन कौशल का संवर्धन करना</li> <li>- भाषिक वर्तनी सुधार करना</li> <li>- रचनात्मक लेखन कौशल का विकास करना</li> </ul>
कक्षा कार्य	(कक्षा कार्य 1-4 ) वर्कशीट कार्य पत्रिका- 23 29
गृहकार्य	'मोबाइल का प्रयोग कितना उचित और अनुचित' विषय पर 70 -80 शब्दों का अनुच्छेद लिखिए।
<b>Mathematics</b> Maths Class Test Date - 08/12/2022(Thursday) Chapter- Fractions	
<b>Concept:</b>	<ul style="list-style-type: none"> <li>- Measurement of Weight</li> <li>- Measurement of Capacity</li> </ul>
<b>What will I learn?</b>	<ul style="list-style-type: none"> <li>- Conversion in weight &amp; Capacity</li> <li>- Basic Operation in weight &amp; Capacity</li> </ul>
<b>To Read &amp; Understand:</b>	<ul style="list-style-type: none"> <li>- Pg 130-140</li> </ul>
<b>To Do:</b>	
<b>CA:</b>	<ul style="list-style-type: none"> <li>- Exercise 57- Q1,2,3- 2 parts each;Q4,Q5</li> <li>- Exercise 58- Q7,8,14,15,16,18 &amp; 20</li> <li>- Exercise 59- Q3,5,7,9,11,13</li> <li>- Introduction- Measurement of Capacity</li> <li>- Exercise 60- Q1,2,3- 2 parts each;Q4,5,6</li> <li>- Exercise 61- Q7,8,14,15,16,18 &amp; 20</li> </ul>
<b>HA:</b>	<ul style="list-style-type: none"> <li>- Exercise 58-Q1,2,3,4</li> <li>- Exercise 58-Q9,10,11,12</li> <li>- Exercise 61-Q1,2,3,4</li> <li>- Exercise 61-Q8,9,10,11</li> </ul>
<b>EVS (Science)</b>	
<b>Concept:</b>	<b>Chapter 19: Fuels we use</b>
<b>What will I learn?</b>	<ul style="list-style-type: none"> <li>- Types of fuel</li> </ul>

<b>To Read &amp; Understand:</b>	<ul style="list-style-type: none"> <li>- Chapter -19</li> <li>- Importance of eco-friendly fuels</li> </ul>
<b>To Do:</b>	
<b>CA:</b>	<ul style="list-style-type: none"> <li>- Subject Enrichment Activity will be conducted on 28/11/22 and 29/11/22(Refer HLP 14 November -19/11/22)</li> <li>- Reading, discussion explanation of Ch-19</li> </ul>
<b>HA:</b>	<ul style="list-style-type: none"> <li>- Read Ch-19</li> </ul>
<b>EVS (Social Science)</b>	
<b>Concept:</b>	<b>Conquering Distances</b>
<b>What will I learn?</b>	<ul style="list-style-type: none"> <li>- Waterways</li> <li>- Airways</li> </ul>
<b>To Read &amp; Understand:</b>	<p><b>Waterways</b></p> <p>Rafts and boats were the earliest means of water transport known to early humans. Later, new boats fitted with steam engines were built. These boats were called ships. Ships could carry goods in bulk and move faster than the boats. Nowadays, many big ships run on steam and diesel engines.</p> <p>Waterways have certain advantages over roadways and railways. Roads and rail tracks are expensive to lay. Waterways do not involve any such expense. They only require ports for loading and unloading. Thus, waterways are the cheapest means of transport for carrying bulky goods over long distances. The cheaper cost of transport has encouraged trade in agricultural raw materials such as cotton, tobacco, rubber, wheat and even mineral ores. Petroleum is carried in ships called tankers, Vegetables, fruits, meat and dairy products are carried in refrigerated ships. On the other hand, passenger ships carry people from one place to another. Most of the world's trade is through ocean and sea routes. The North Atlantic Ocean is the busiest sea route in the world. It connects eastern North America and Western Europe.</p> <p>Our country India has a 7.500 long coastline. It has a number of important ports such as Mumbai, Chennai, Visakhapatnam, Kochi and Kolkata. These ports are well-connected with the rest of the world. Many goods are brought in and sent to</p>

	<p>countries across the world through these ports. Besides oceans, rivers and lakes have also been used as waterways.</p> <p><b>Airways</b></p> <p>Airways are the fastest and the most expensive means of transport. The first airplane was built by Wright Brothers in 1903. It was called the 'Flyer'. During its first flight, it flew for about 12 seconds and covered a distance of about 230 m. Today we have airplanes that can fly over very long distances at very high speeds.</p> <p>Airplanes are used to reach places which are difficult to reach. They are also a quick means of transport of traveling from one country to another. Many modern airplanes can carry 500 passengers and a large amount of cargo. They can fly at a height of about 10 km above the sea level and at a speed of 1,000 km per hour.</p>
<b>To Do:</b>	
<b>CA:</b>	- Worksheets 37 - 39
<b>HA:</b>	- Revision
<b>ICT</b>	
<b>Concept:</b>	<b>World of Internet and its services</b>
<b>What will I learn?</b>	<ul style="list-style-type: none"> <li>- Google drive</li> <li>- Uploading files and folders</li> <li>- Organizing files and folders</li> <li>- Sharing files and folders</li> </ul>
<b>To Read &amp; Understand:</b>	- Pg 7 - 12 of presentation for Google classroom
<b>To Do:</b>	
<b>CA:</b>	<p>Demonstration and hands on :</p> <ul style="list-style-type: none"> <li>- Uploading files and folders</li> <li>- Organizing files and folders</li> <li>- Sharing files and folders</li> </ul>