













SALWAN PUBLIC SCHOOL
CLASS - NURSERY
Weekly Planning
26th September 2022 – 7th October 2022

26th September 2022 (Monday)	Literacy I (English) <ul style="list-style-type: none"> • Introduction of letter 'm' • Vocabulary building • Language Development • Cognitive Development 	Music Rhyme: Power of Vegetables (Pg.No.57) <ul style="list-style-type: none"> • Physical Development • Aesthetic Development 
27th September 2022 (Tuesday)	Literacy I (English) <ul style="list-style-type: none"> • Recap of letter 'm' • Worksheet No.17 – Colour within the outline of a monkey and draw a picture that starts with letter 'm'. • Language Development • Cognitive Development 	Craft <ul style="list-style-type: none"> • Gandhi Ji's spectacles with clay • Aesthetic Development • Physical Development 
28th September 2022 (Wednesday)	Literacy II (Hindi): <ul style="list-style-type: none"> • Picture Reading • Worksheet No. 27 – चित्र को देखें एवं उसका वर्णन करें तथा रंग भरें । □ Cognitive Development • Aesthetic Development • Physical Development 	<ul style="list-style-type: none"> • Colours of Joy • Colouring within the outline of Ravan. • Aesthetic Development • Physical Development 

29th September 2022 (Thursday)	Literacy I (English) <ul style="list-style-type: none"> Recapitulation of letters 'j', 'k', 'l' and 'm' Language Development Cognitive Development Physical Development 	Art & Craft Colouring in the face of Ravan and fingerprinting within the outline of crown. <ul style="list-style-type: none"> Aesthetic Development Physical Development 
30th September 2022 (Friday)	Literacy II (Hindi) <ul style="list-style-type: none"> अक्षर देखकर सही अक्षर से मिलान करें। Language Development Cognitive Development Physical Development 	Slate Writing Free hand drawing on slate <ul style="list-style-type: none"> Aesthetic Development Physical Development 
6th October 2022 (Thursday)	Literacy I (English): <ul style="list-style-type: none"> Picture Reading <input type="checkbox"/> Language Development Physical Development Aesthetic Development 	Colours of Joy Colour within the outline of a picture. <ul style="list-style-type: none"> Aesthetic Development Physical Development 

7th October 2022
(Friday)

Numeracy:

- Recap of Numbers 1 and 2
(In notebook)
- **Physical Development**
- **Cognitive Development**
- **Aesthetic Development**

Evs

Colour the picture according to the colour code.

Worksheet-1 (Unit-3)

- **Physical Development**
- **Aesthetic Development**







- **Activity Lab:** Once in a week section wise
- **Dance Class:** Once a week section

Salwan Public School
Gurugram

SALWAN PUBLIC SCHOOL
CLASS-KG

Weekly Planning 26th September- 30th September 2022

<p>September 26, 2022 (Monday)</p>	<p>Literacy II (Hindi)</p> <ul style="list-style-type: none"> Recapitulation of akshars Workbook Pg 47,48 <p>Literacy I (English)</p> <ul style="list-style-type: none"> Recapitulation of cvc words <p>Areas of Development: Language Development Physical Development Cognitive Development Aesthetic Development</p>	<p>Art/Craft</p> <ul style="list-style-type: none"> Significance of Gandhi Jayanti Poster Making (group activity)  <p>Areas of Development: Aesthetic Development Physical Development Socio-emotional Development</p>
<p>September 27, 2022 (Tuesday)</p>	<p>Literacy I (English)</p> <ul style="list-style-type: none"> Recapitulation of cvc words <p>Numeracy</p> <ul style="list-style-type: none"> Recapitulation of '1-20' Workbook Pg 81,82 <p>Areas of Development: Language Development Physical Development Cognitive Development Aesthetic Development</p>	<p>EVS</p> <ul style="list-style-type: none"> Balanced diet https://youtu.be/AsyEPUWNIF4 Rhyme on balance diet https://youtu.be/syopNCcLP3k  <p>Areas of Development: Language Development Physical Development Cognitive Development Aesthetic Development</p>

<p>September 28, 2022 (Wednesday)</p>	<p>Literacy I (English)</p> <ul style="list-style-type: none"> Recapitulation of cvc words <p>Literacy II (Hindi)</p> <ul style="list-style-type: none"> Recapitulation of akshars Workbook Pg 49,50 <p>Areas of Development: Language Development Physical Development Cognitive Development Aesthetic Development</p>	<p>Special Assembly</p> <ul style="list-style-type: none"> Significance of Dussehra <p>Art/Craft</p> <ul style="list-style-type: none"> Crown Making <p>Areas of Development: Aesthetic Development Physical Development Socio-emotional Development</p> 
<p>September 29, 2022 (Thursday)</p>	<p>Numeracy:</p> <ul style="list-style-type: none"> Recapitulation of '1-20' Workbook Pg 83,84 <p>Literacy I (English)</p> <ul style="list-style-type: none"> Recapitulation of cvc words <p>Areas of Development: Language Development Physical Development Cognitive Development Aesthetic Development</p>	<p>EVS</p> <ul style="list-style-type: none"> Soil Conservation https://youtu.be/xwt86_HM-BM  <p>Areas of Development: Language Development Physical Development Cognitive Development Aesthetic Development</p>

Gurugram

September 30, 2022
(Friday)

Literacy I (English)

- Recapitulation of cvc words

Literacy II (Hindi)

- Recapitulation of akshars
- Workbook Pg 51,52

Areas of Development: **Language Development**
Physical Development
Cognitive Development
Aesthetic Development

EVS

- Types of Flowers
<https://youtu.be/5Erz4s9lSYo>



Areas of Development: **Aesthetic Development**
Physical Development
Socio-emotional Development
Cognitive Development

SERVICE BEFORE SELF

Salwan Public School

Gurugram



Week –V and Week -I
September 26, 2022 – October 8, 2022

Date/Day	CA	HA
September 26, 2022 (Monday)	<p>English- Introduction and reading to the lesson 'At the Zoo' through video and discussion.</p> <p>Hindi- लयात्मक शब्द (ओ मात्रा संबंधित)</p> <p>Mathematics-Place value- Expanded Form.</p> <p>EVS- Classroom game-Guess the picture and tell the answer.</p>	<p>Mathematics-Write expanded form of the given numbers in notebook</p> <p>TO</p> <p>39- 3 Tens + 9 Ones</p> <p>46-</p> <p>20-</p> <p>44-</p> <p>27-</p> <p>57-</p>
September 27, 2022 (Tuesday)	<p>English- Word Power in the notebook.</p> <p>Hindi- खाली स्थान भरो। (ओ मात्रा संबंधित)</p> <p>Mathematics-Place value - revision through video</p> <p>EVS- Discussion on different rooms in a house along with Worksheet 46 part I and II on pg no.65</p>	<p>Hindi-</p> <ul style="list-style-type: none"> अभ्यास पत्रिका -27 ए मात्रा शब्दों का श्रुतलेख के लिए अभ्यास करें। <p>EVS-</p> <ul style="list-style-type: none"> Draw/paste pictures of any three rooms in your house.

September 28, 2022 (Wednesday)	<p>English- Book exercises in The English Connection Book, page 80, 81 and 82.</p> <p>Hindi- औ मात्रा परिचय (पृष्ठ सं-59, 60 द्वारा)</p> <p>Mathematics- Greater than /less than in notebook</p> <p>EVS- Discussion on different rooms in a house along with Worksheet 46 part III on pg no.66</p>	Mathematics- Textbook page 66
September 29, 2022 (Thursday)	<p>English- Oral discussion on the moral of the story</p> <p>Hindi- औ मात्रा बारहखड़ी कॉपी में</p> <p>Mathematics- Ascending /descending order through activity.</p> <p>EVS- Guessing game on different rooms along with Worksheet 47 pg no.67</p>	<p>English-</p> <ul style="list-style-type: none"> ● Revise the dictation words- rupees, feeling, tired, quietly, alright, monkeys, throws, fist, collects, happily. ● Worksheet number 27 page number 35.
September 30, 2022 (Friday)	<p>English- Dictation in notebook</p> <p>Hindi- चित्र देखकर सही नाम लिखो</p> <p>Mathematics- Ascending /descending order in notebook.</p> <p>EVS- Classroom Game -Think, pair and share (oral) in which children will tell about the different things we find in different rooms.</p>	Mathematics- Textbook page 68
October 1, 2022 (Saturday)	<p>English- Recapitulation of different animals through a word wall game .</p> <p>Hindi- खिलौनेवाला कविता पठन व पुस्तक अभ्यास कार्य</p>	English- Revise grammar topic 'Gender from your English grammar book.

	Mathematics -Worksheet page 56 EVS - Classroom Activity -Drawing activity on A4 sheet.	
Dussehra Break - October 3,2022-October 5,2022		
October 6,2022 (Thursday)	English - Worksheet work Hindi - मौखिक दोहराई (ओ और औ मात्रा) Mathematics -Addition of two digit numbers EVS - Revision of topic -Different types of animals.	English - Reading practice.
October 7,2022 (Friday)	English - Revision of Articles. Hindi - अभ्यास पत्रिका- 31(चित्र वर्णन) Mathematics -Revision EVS - Revision of topic -Different types of houses.	Revise the concepts done during the week.
October 8,2022 (Saturday)	Second Saturday (Holiday)	
GK ICT	Worksheet 13 (Number Art) Topic : Tux Paint Conti.. Learning about the use of various Tux Paint tools for drawing. Practical : Hands on Practice drawing and using Tux Paint tools like magic tool, Stamp tool and other shapes etc.	----- Practice drawing in Tux Paint.
Practice for Academic Presentation		

Regards
Team SPS



Salwan Public School, Gurugram
Grade II
Week - 1
September 26, 2022 – October 1, 2022

Date/Day	CA	Concept Revision
September 26, 2022 (Monday)	<p>Mathematics: Multiplication-Enhancement worksheet in Math workbook</p> <p>English: Read Aloud of the poem-Bee, I'm expecting you from The English Connection book followed by a Worksheet in the Workbook.</p> <p>हिंदी: चित्र वर्णन अंतर ढूँढना (वर्कशीट संख्या -57 वर्कबुक)</p> <p>EVS: Oral recap Bring textbook daily</p>	<p>Mathematics- Enhancement worksheet pg 57</p>
September 27, 2022 (Tuesday)	<p>Mathematics: Mixed problems of Multiplication in Math textbook</p> <p>English: Paragraph Writing in the Workbook.</p> <p>हिंदी: विशेषण शब्दों से वाक्य बनाना (notebook)</p> <p>EVS: Oral recap</p>	<p>Hindi- वर्कबुक में कार्य पृष्ठिका 23 पूरा करें सर्वनाम और विशेषण शब्दों, लिंग , वचन, पर्यायवाची शब्दों की पुनरावृत्ति करें प्रतिदिन कहानी पठनकरें EVS- Read chapters daily done so far in EVS textbook.</p>
September 28, 2022 (Wednesday)	<p>Mathematics: Revision of Multiplication in Math notebook.</p> <p>English: Paragraph Writing in the Workbook.</p> <p>हिंदी: श्रुतलेख पाठ -3 'कबूतर और मधुमक्खियाँ'(notebook)</p> <p>EVS: Oral recap</p>	<p>Mathematics- Revision of Multiplication with the help of links. https://wordwall.net/resource/647240 https://quizizz.com/admin/quiz/5e79f9019b8cfb001bc78dd7?source=quiz_share</p>
September 29, 2022 (Thursday)	<p>Mathematics: 2 D shapes and its properties in Math notebook</p> <p>English: Speaking Activity- Speak about your favourite animal for 1.5-2 minutes (Roll No.1-17).</p> <p>हिंदी: विशेषण शब्द लिखना (notebook)</p> <p>EVS: Oral recap</p>	<p>English- Write a paragraph in your English Grammar Notebook on an animal that you would like to keep as a pet.</p>
September 30, 2022 (Friday)	<p>Mathematics: 3 D shapes and its properties in Math notebook</p>	<p>Mathematics- 3 D shapes around us in Math workbook pg no 62</p>

	<p>English: Speaking Activity- Speak about your favourite animal for 1.5-2 minutes (Roll No.18 onwards).</p> <p>हिंदी : सर्वनाम पुनरावृत्ति (notebook)</p> <p>EVS: Oral recap</p>	
October 1, 2022 (Saturday)	<p>Mathematics:Recap of 2 D and 3 D shapes in Math textbook.</p> <p>English: Recap of the Grammar concepts will be done in the Grammar Notebook.</p> <p>हिंदी : चित्र वर्णन मौखिक (समूह गतिविधि)</p> <p>EVS: Oral recap</p>	
GK	————	
ICT	<p>MS Paint Recapitulation</p> <p>Paint tools: Brush tool, Pencil tool, Eraser, Shapes , Polygon tool Polygon tool, text tool and Magnifier tool</p>	Create a greeting card in MS Paint



Salwan Public School Gurugram

(Session 2022-23)

Home Learning Plan

Class III (26 SEP- 1 OCT)

Dear Parent

Greetings!

Please refer to the Event Planner for Holidays and Activities planned for the month.

NO BAG DAY- 29th September and 30th September 2022

English	
Material required for No bag day: A4 size sheet and sketch pens	
Concept:	Literature - The Fox's Wedding, (Grammar) homophones, worksheets related to the topics: Articles, Homophones and the poem
What will I learn?	<ul style="list-style-type: none">➤ Reciting the poem 'The Fox's Wedding' with proper intonation and expression➤ Appreciating the theme of the poem and learning about the rhyming words & rhyming scheme➤ Construct grammatically correct sentences with appropriate use of homophones➤ New words and their usage
To Read & Understand:	<ul style="list-style-type: none">➤ Recitation of the poem The Fox's Wedding (pages 82-85), Homophones from the worksheet no.32
To Do	
CA:	Group Wave Recitation will be conducted in the class <ul style="list-style-type: none">➤ Recitation of the poem The Fox's Wedding while learning the rhyming words and rhyming scheme.➤ Enjoying the central idea of the poem while taking care of the difficult words and their usage.➤ Frame sentences with given words- charming, apology

	<ul style="list-style-type: none"> ➤ Question and answers to be done in the notebook by the subject teacher ➤ Introduction of homophones with the link of edpuzzle https://edpuzzle.com/media/60f159774bf3de4169a6793f ➤ Worksheet no. 32 will be discussed in the class. ➤ Listening activity will be conducted on 26.9.22, Monday
--	---


HA:	<ul style="list-style-type: none"> ➤ Do the quizizz based on the poem Quizizz Link: https://quizizz.com/admin/quiz/5f5a3517779559001b31eb29/the-fox-s-wedding ➤ Frame sentences with the following words based on the poem in the notebook : fuss, splendid
------------	--

हिंदी

Material required for No bag day:

Day-1

“शब्द तम्बोला ”



निर्देश :-


- दिए गए BOX को देखकर बिंगो टिकट बनाएँ (4 inches by 2.5 inches)
- सफ़ेद खाली स्थान में शब्द सूची में से कोई आठ शब्द लिखें
- प्रत्येक सफ़ेद बॉक्स में एक शब्द होने चाहिए
- प्रत्येक खाली सफ़ेद बॉक्स में शब्द अलग -अलग होने चाहिए
- शब्द और बिंगो बॉक्स सुन्दर और स्पष्ट होने चाहिए

शब्द सूची:- दिल्ली ,फूल ,होली ,जापान ,पुस्तक,सचिन तेंदुलकर, छात्र ,जनवरी,

ताजमहल ,अमेरिका ,पाठशाला ,चाणक्य ,गुलाब ,कार ,मोबाइल,रेलगाड़ी ,पशु ,रमेश,
गंगा, नरेंद्र मोदी

Day 2- A4 size sheet and sketch pens

पाठ:	पाठ २ रानी चींटी (पठित गद्यांश)
विषय सूची:	<ul style="list-style-type: none"> ➤ पठित गद्यांश ➤ विशेषण ➤ गतिविधि ➤ गृहकार्य
शिक्षण उद्देश्य:	<ul style="list-style-type: none"> ➤ विषय के प्रति रुचि उत्पन्न करते हुए भाषा का विकास करना । ➤ छात्रों में शब्द कोष में वृद्धि करना । ➤ छात्र पठित गद्यांश को पढ़कर उत्तर देने में सक्षम हो सकेंगे ➤ छात्र किसी व्यक्ति ,वस्तु अथवा स्थान के गुण समझने के योग्य हो सकेंगे ➤ विशेषण शब्दों का प्रयोग अपने जीवन में कर सकेंगे ➤ छात्र वस्तुओं के गुण और दोष समझने में कुशल होंगे ➤ श्रवण ,पठन ,वाचन और लेखन कौशल का विकास करना ।
कक्षा कार्य:	<ul style="list-style-type: none"> ➤ छात्रों को पाठ २ पठित गद्यांश समझाया जाएगा ➤ No bag day bingo गतिविधि करवाई जाएगी

	<ul style="list-style-type: none"> ➤ छात्रों को विशेषण का परिचय दिया जाएगा ➤ छात्रों को विशेषण अभ्यास करवाया जाएगा (व्याकरण लेखन पुस्तिका में) ➤ छात्रों को विशेषण सम्बंधित गतिविधि कक्षा में करवाई जाएगी
गृहकार्य:	<ul style="list-style-type: none"> ➤ छात्र अपने परिवार के सदस्यों की सूची बनाकर उनके लिए दो -दो विशेषण शब्द लिखेंगे (यह कार्य व्याकरण लेखन पुस्तिका में किया जाएगा)
Mathematics	
<p style="text-align: center;">Material required for No bag day: A4 size sheet(any light color), glue stick and Flower cutout on light coloured A4 sheet</p> <div style="text-align: center;">  </div>	
Concept:	Division
What will I learn?	<ul style="list-style-type: none"> ➤ Division of 3-digit by 1- digit number
To Read & Understand:	<ul style="list-style-type: none"> ➤ Long Division
To Do	
CA:	<ul style="list-style-type: none"> ➤ Revision ➤ Ex 34 Q5 to Q8 ➤ Ex 35 Q1 to Q4

	➤ Ex 35 Q5 to Q8
HA:	➤ Ex 35 Q 9 to Q 14 ➤ Revise Tables for activity
EVS (Science)	
Material required for No bag day: Bring pictures of animals and A4 size sheet for a collage activity and origami sheets for paper folding activity	
Concept:	The World of Animals
What will I learn?	➤ Different types of animals ➤ Movement in Animals
To Read & Understand:	➤ Page no. 40 - 42
To Do	
CA:	➤ Students will read and learn about different types of animals based on size. They will also learn about the movements in animals.
HA:	➤ Students will find out any 4 facts about animals and prepare a chart (A4 size) on the same using some handmade illustrations along with information.
ICT	
Material required for No bag day: Beads of 3 colours and a string to make Binary bracelet	
Concept:	MSW LOGO Conti...
What will I learn?	➤ Working with LOGO
To Read & Understand:	➤ New MSW LOGO Commands
To Do	
CA:	➤ Discussing More LOGO commands - Repeat, HT, ST, Repeat Advance . PE, PPT. ➤ Hands on Practice to draw shapes using LOGO commands.

HA:	➤ Practice MSW LOGO
-----	---------------------

SALWAN PUBLIC SCHOOL



Salwan Public School Gurugram

(Session 2022-23)

Home Learning Plan

Class IV (26 SEP- 1 OCT)

Dear Parent

Greetings!

Please refer to the Event Planner for Holidays and Activities planned for the month.

NO BAG DAY- 29th September and 30th September 2022

English	
Material Required for 'No Bag Day' 2A-4 size sheets and coloured sketch pens	
Concept:	Literature -L-9 Rip Van Winkle (Continued) Poem - Daddy Fell into the Pond (Introduction)
What will I learn?	<ul style="list-style-type: none">➤ Appreciate the beauty of the poem.➤ Read the poem aloud with proper rhythm and intonation.➤ Comprehend the theme , central idea and moral of the poem.➤ Understand the mood, imagination and style of the poet.➤ Locate the unfamiliar words from the dictionary.➤ Enrich my vocabulary by using new words in verbal and written communication.
To Read & Understand:	<ul style="list-style-type: none">➤ Reading and explanation of the Poem - Daddy Fell into the Pond .
To Do	
CA:	<p>Introductory Activity based on the Poem - Daddy Fell into the Pond</p> <p>▶ Did Laughter Evolve to Make Us Healthy? National Geog.</p> <ul style="list-style-type: none">➤ Textual exercises based on the poem - Daddy Fell into the Pond given on page 10 of the textbook will be completed by children independently.

	<ul style="list-style-type: none"> ➤ Question and answers based on L-9 Rip Van Winkle will be done in the notebook with the help of a discussion method. ➤ Frame sentences with the following words based on L-9 Rip Van Winkle in the notebook. <ol style="list-style-type: none"> 1. polished 2. gathered
HA:	<ul style="list-style-type: none"> ➤ Read the Poem -Daddy Fell into the Pond at home. ➤ Frame sentences with the following words based on L-9 Rip Van Winkle in the notebook. <ol style="list-style-type: none"> 1. delicious 2. hollow
Hindi	
Material required for No bag day: A4 Size Sheet/Pencil colors/Crayons & Sketch pens	
पाठ:	व्याकरण
विषय सूची:	<ul style="list-style-type: none"> ➤ क्रिया ➤ मुहावरे
शिक्षण उद्देश्य:	<ul style="list-style-type: none"> ➤ छात्र मुहावरों के अर्थ व प्रयोग जान सकेंगे । ➤ छात्रों में मौखिक कौशल का विकास होगा । ➤ अकर्मक व सकर्मक में अंतर समझ सकेंगे । ➤ छात्रों में लेखन कौशल का विकास होगा । ➤ छात्रों में रचनात्मक कौशल का विकास होगा ।
कक्षा कार्य:	<ul style="list-style-type: none"> ➤ क्रिया की परिभाषा, क्रिया आधारित अभ्यास व्याकरण पुस्तक पेज 39, 40, 41 में करेंगे । ➤ कार्य पत्रिका 21 ,22 का सरलीकरण ।

	<ul style="list-style-type: none"> ➤ मुहावरों की परिभाषा व मुहावरों से वाक्य बनवाए जाएँगे । ➤ मुहावरों आधारित कार्य पत्रिका -26 का सरलीकरण । ➤ उत्तर पुस्तिका का निरीक्षण किया जाएगा ।
गृहकार्य:	<ul style="list-style-type: none"> ➤ पशु पक्षियों से सम्बंधित कोई पाँच मुहावरे अर्थ सहित लिखकर चित्र बनाएँ या चिपकाएँ।
Mathematics	
Material required for No bag day: A4 sheet and colors/sketch pens, glue stick for the activities	
Concept:	Chapter 8: Factors and Multiples (contd.)
What will I learn?	<ul style="list-style-type: none"> ➤ Multiples ➤ Properties of Multiples ➤ Common Multiples and LCM
To Read & Understand:	<ul style="list-style-type: none"> ➤ Read page no. 85 - 87
To Do	
CA:	<ul style="list-style-type: none"> ➤ Properties of Multiples ➤ Ex 34 Q2, Q3, Q4, Q5, Q7, Q9 ➤ Ex 35 Q1(in book), Q3, Q4(c, d), Ex 35 Q5(b, c)
HA:	<ul style="list-style-type: none"> ➤ Ex 34 Q1, Q6, Q8 ➤ Ex 35: Q2, Q4(a, b) Q5(a) ➤ Revise divisibility rules, properties of factors and multiples, prime and composite numbers for subject enrichment activity to be conducted in 2nd week of October
EVS (Science)	
Material required for No bag day: Clay/ Dough (any colour)- One packet for making teeth.	
Concept:	Worksheets- 31 - 34
What will I learn?	<ul style="list-style-type: none"> ➤ Force, work and Energy ➤ Types of force ➤ Friction

To Read & Understand:	➤ Keynotes from the worksheets.
To Do	
CA:	➤ Worksheets will be discussed and done in the class.
HA:	➤ Research Work - Search information on Frictional Force (the same will be discussed in the class while doing the related worksheet)
EVS (Social Science)	
Material required for No bag day: A4 colored sheet, pictures of the town of Hampi, colored sketch pens, glue, stickers	
Concept:	The Southern Plateaus
What will I learn?	➤ The Southern Plateaus
To Read & Understand:	<p>THE SOUTHERN PLATEAUS</p> <ul style="list-style-type: none"> ➤ To the south of the Northern Plains of India lies a vast region that is triangular in shape. It is broad towards the north and becomes narrow as we move south. This rocky region is known as the Southern Plateaus. ➤ The Southern Plateaus cover a large part of India, measuring about 1,600 km in length from north to south and 1,400 km from east to west. ➤ The Southern Plateaus are surrounded by hill ranges on all sides. They are bound by the Western Ghats in the west, the Eastern Ghats in the east, the Aravalli Hills in the northwest and the Rajmahal Hills in the northeast. ➤ The River Narmada divides the region of the Southern Plateaus into two parts: <ul style="list-style-type: none"> (a) The Central Highlands in the north, and (b) The Deccan Plateau in the south. <p>RIVERS OF THE SOUTHERN PLATEAUS</p> <ul style="list-style-type: none"> ➤ The land of the Southern Plateaus is rocky and uneven. Because of this, the rivers of this region flow very fast, and often form waterfalls. However, these rivers are not as big as the rivers of the Northern Plains, and are dependent on rain.

	<ul style="list-style-type: none"> ➤ In the summers, many of these rivers dry up, or have very little water. This is why they are called seasonal rivers. Since the rivers do not have water all year round, dams have been built on the rivers to store water. One such dam, the Nagarjunasagar Dam, is built on the River Krishna. ➤ The northern rivers, on the other hand, are snow-fed and have water all year round, being perennial rivers. ➤ A number of rivers of the Central Highlands such as Chambal, Son and Betwa join the rivers Ganga and Yamuna from the south. They flow into the Bay of Bengal. ➤ Deccan Plateau slopes from west to east. Most rivers such as the Mahanadi, Godavari, Krishna and Kaveri rise in the west and fall into the Bay of Bengal. However, Narmada and Tapi rivers begin in the Vindhya Ranges and flow westwards, falling into the Arabian Sea.
To Do:	
CA:	➤ Explanation of the chapter
HA:	➤ Bring an A4 sized color sheet, pictures of town and famous places in Hampi, anecdotes and geographical information about Hampi.
ICT	
Material required for No bag day: A4 size sheets and coloured sketch pens	
Concept:	Topic 5: More Fun with LOGO
What will I learn?	<ul style="list-style-type: none"> ➤ Making shapes in LOGO ➤ Using Repeat Command
To Read & Understand:	➤ Slides #13-15
To Do:	
CA:	➤ Revise different shapes MSW LOGO
HA:	➤ Practice of Polygons



Salwan Public School Gurugram

(Session 2022-23)

Home Learning Plan

Class V (26 SEP- 1 OCT)

**Dear Parent
Greetings!**

Please refer to the Event Planner for Holidays and Activities planned for the month.

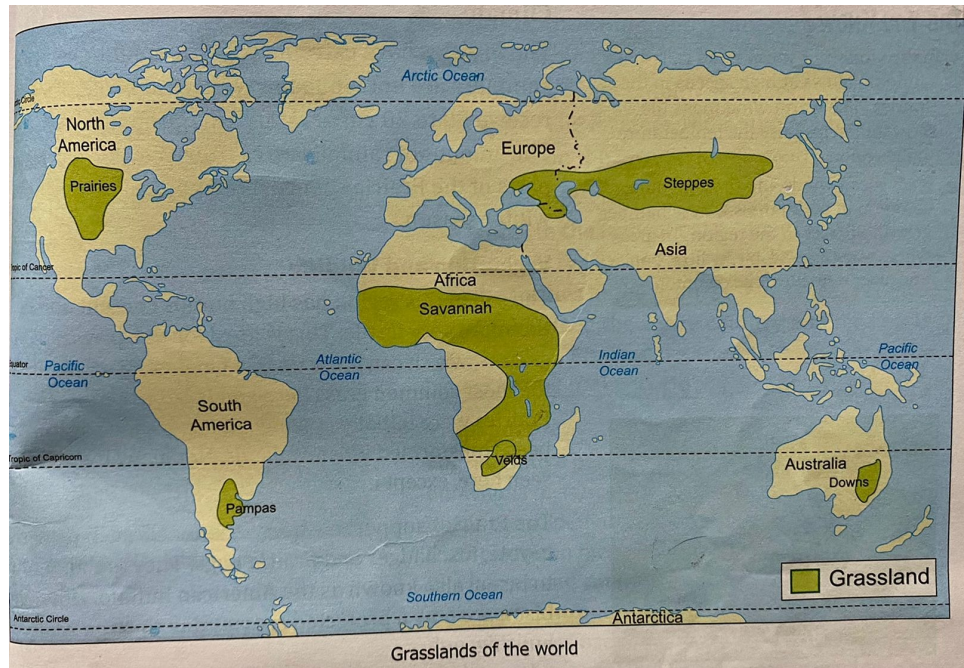
NO BAG DAY- 29th September and 30th September 2022

English	
Material required for No bag day: Two Coloured A4 size sheets and sketch pens	
Concept:	Revision: Worksheet- 35 (Pronouns) Reading Comprehension : Worksheet 36 Lesson - Speedy I Need You (Introduction)
What will I learn?	<ul style="list-style-type: none">➤ Read the story with proper pronunciation, intonation and expression.➤ Learn new words and their meanings.➤ Understand the plot of the story and answer the questions that follow independently.➤ Enrich my vocabulary by using new words in verbal and written communication.
To Read & Understand:	<ul style="list-style-type: none">➤ Read the lesson ‘ Speedy I Need You’
To Do	
CA:	<ul style="list-style-type: none">➤ Worksheet 35➤ Worksheet 36➤ Reading and explanation of the chapter- ‘ Speedy I Need You’
HA:	<ul style="list-style-type: none">➤ Read the lesson <i>Speedy I Need You</i> and prepare for its dictation to be held on Friday (October 7, 2022)

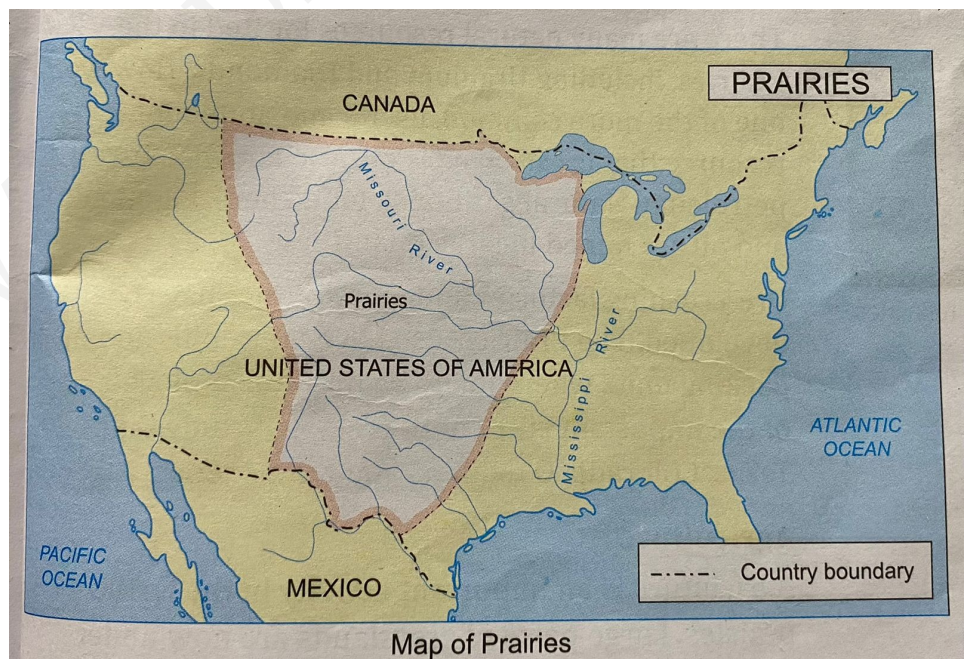
Hindi	
Material required for No bag day: light colour sheets ,pencil colours ,sketch colours for outline	
पाठ:	व्याकरण
विषय सूची:	<ul style="list-style-type: none"> ➤ विशेषण ➤ कविता वाचन
शिक्षण उद्देश्य	<ul style="list-style-type: none"> ➤ छात्र वाक्यों में से विशेषण शब्द पहचान कर उसको भेदानुसार अलग करने में सक्षम होंगे । ➤ छात्र अनुच्छेद लिखते समय विशेषण शब्दों को प्रयोग करने में सक्षम होंगे। ➤ शब्द भंडार में वृद्धि होगी। ➤ कविता लेखन द्वारा आत्मविश्वास ,उच्चारण और लयात्मक कौशल का विकास होगा ।
कक्षा कार्य	<ul style="list-style-type: none"> ➤ विशेषण और उसके भेद संबंधित कार्य कॉपी में करवाया जाएगा ➤ विशेषण का कार्य व्याकरण सोपान में करवाया जाएगा । ➤ विशेषण वर्कशीट में करवाया जाएगा । ➤ कविता वाचन
गृहकार्य	<ul style="list-style-type: none"> ➤ अपनी परिवेश पाठ्यपुस्तक में से विशेषण के भेदों से संबंधित 4-4 वाक्य ढूँढकर व्याकरण की कॉपी में लिखें।
Mathematics	
Material required for No bag day: Square lined sheets for Maths activity	
Concept:	Fractions
What will I	➤ Story sums-Addition & Subtraction of Fractions

learn?	➤ Multiplication of fractions
To Read & Understand:	➤ Multiplication of fractions
To Do	
CA:	➤ Story sums-Addition & Subtraction of Fractions continued Exercise-31-Multiplication of fractions
HA:	➤ Revise- Addition & Subtraction of Fractions ➤ Remaining parts of C.A.
EVS (Science)	
Material required for No bag day: A3 size sheet of any colour Fevicol Earbuds 50 Clay any four colours	
Concept:	Worksheet (27-30)
What will I learn?	➤ Human skeleton System ➤ Human Muscular System
To Read & Understand:	➤ Keynotes from the worksheet as per the topic
To Do	
CA:	➤ Q/Ans. Waste management ➤ Worksheets will be discussed in the clas
HA:	➤ Read chapter waste management
EVS (Social Science)	
Material required for No bag day: A4 colored sheet, pictures of Antarctica's vegetation, wildlife, etc., colored sketch pens, glue, stickers	
Concept:	The Prairies - Treeless Grasslands
What will I learn?	➤ Grasslands ➤ Life in Prairies ➤ Flora and Fauna
To Read & Understand:	Grasslands are vast areas covered with grasses. They have few bushes and scattered trees. Grasslands usually get a moderate

amount of rainfall, which is enough to support the growth of grasses but not forests. However, the moderate rainfall ensures that grasslands do not turn into deserts. Grasslands are mostly found in the Temperate zone.



Grasslands are known as Prairies in North America, Pampas in Argentina, Steppes in Eurasia, Downs in Australia, Veld in South Africa and Savannahs in Central Africa.



The Prairies are vast grasslands located in the interior of North America. In French, the word 'prairie' means 'meadow'.

THE PRAIRIES

Location

The Prairies are located in the Northern Hemisphere. They extend from Canada to Mexico. They comprise of vast stretches of gently sloping land covered with grass. Long ago, this area was covered with tall and thick grasses. It served as a grazing ground for bison. Today, it is an important agricultural region of the world.

Climate

The Prairies have extreme climatic conditions. The summers are hot while the winters are cold. They receive 50 to 70 cm of rainfall in the summer season. The amount of rainfall varies from year to year. Many parts of the Prairies get covered with snow during the winter season.

Vegetation and Wildlife

The soil in this region is very fertile. This is ideal for the growth of tall grasses, which can grow up to a height of 2 m. Alfalfa is the most common grass here and is fed to cattle. The Prairies were initially grazing lands but they have now been transformed into farmlands. Not many trees are seen here, except in areas where river water is available.

The Prairies support a variety of animals such as coyote, fox, badger and prairie dogs. They are also home to bison, also known as the American buffalo. However bison are now a protected species due to large scale hunting.

Agriculture

Agriculture is an important activity in the fertile prairies. Large parts of grasslands are now under cultivation. Most of the farms are quite large, spreading over many acres. Farmers use scientific methods for cultivation and grow large quantities of crops. Most of the work on the farms such as ploughing, sowing, harvesting, threshing, and winnowing is done by machines.

The main crops grown are corn in the eastern part and wheat in the central part. Other crops grown here include rye, barley and oats. Wheat is grown in large quantities in the Prairies. The wheat produced is enough to feed the entire country and the

	<p>rest is exported. The Prairies are, therefore, known as the '<i>wheat basket of the world</i>'.</p> <p>Transport A very good network of roads, railways and canals exist in this region. This has made it the most industrialised region in the world.</p> <p>Life of People The people of this region are very industrious and have successfully harnessed technology to utilise its natural resources. The two most developed countries - the USA and Canada are located in this region.</p>
To Do	
CA:	➤ Explanation
HA:	➤ Read the notes ➤ Bring an A4 sized color sheet, pictures of Antarctica's wildlife, vegetation, icebergs, etc., anecdotes and its geographical information.
ICT	
Material required for No bag day: A4 Sheets, Sketch Pens	
Concept:	Recapitulation of Chapter 1: Generations of Computers:
What will I learn?	➤ First Generation of Computers ➤ Second Generation of Computers ➤ Third Generation of Computers ➤ Fourth Generation of Computers ➤ Fifth Generation of Computers
To Read & Understand:	➤ PPT of topic 1 from Google classroom
To Do	
CA:	➤ Presentation on SDG 7 to 10 in Google Slides