

**SALWAN PUBLIC SCHOOL**  
**CLASS - NURSERY**  
**Weekly Planning**  
**19<sup>th</sup> September 2022 - 23<sup>rd</sup> September 2022**

**19<sup>th</sup> September 2022  
(Monday)**

**Literacy I (English)**

- Introduction of letter 'l'
- Vocabulary building

- **Language Development**
- **Cognitive Development**



**Shape**

- Recapitulation of Rectangle shape
- Art File – Colouring within the outline of a rectangle shape



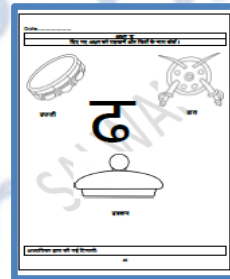
- **Physical Development**
- **Aesthetic Development**

**20<sup>th</sup> September 2022  
(Tuesday)**

**Literacy II (Hindi)**

- Introduction of अक्षर 'ढ'
- दिए गए चित्रों में रंग भरें

- **Language Development**
- **Cognitive Development**
- **Physical Development**



**EVS**

- Experiment - Seed Germination




- **Physical Development**
- **Language Development**
- **Cognitive Development**
- **Socio Emotional Development**

**21<sup>st</sup> September 2022  
(Wednesday)**

**Literacy I (English)**

- Recap of letter 'l'
- Worksheet No.16 – Colour within the outline of a lion and draw a picture that starts with letter 'l'



- **Physical Development**
- **Aesthetic Development**

**International Peace Day**

- Discussion on International Peace Day
- Activity: Hand printing of a dove




- **Physical Development**
- **Language Development**
- **Aesthetic Development**

**22<sup>nd</sup> September 2022  
(Thursday)**

**Literacy II (Hindi):**

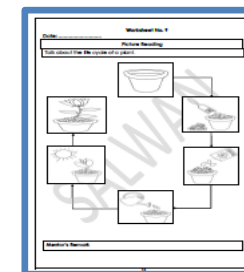
- Recapitulation of अक्षर 'ढ'
- Worksheet No. 25- 'ढ' से ढोलक को सजाएं ।
- 'ढ' वर्ण से शुरू होने वाली किसी वस्तु का चित्र बनाएं ।



- **Cognitive Development**
- **Aesthetic Development**
- **Physical Development**

**EVS**

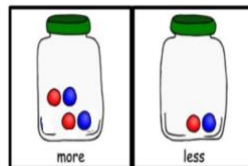
- Picture Reading – Lifecycle of a Plant - Worksheet No. 9



23<sup>rd</sup> September 2022  
(Friday)

### Pre-Number Skills


- Recap of pre- number concept More and Less
- Art File – Drawing of 4 toffees in one container and 2 toffees in another.



- **Physical Development**
- **Cognitive Development**
- **Aesthetic Development**

### Literacy I (English):

- Recap of letter 'c' (in notebook)



- **Language Development**
- **Physical Development**



- **Celebration:**  
International Peace Day – 21<sup>st</sup> September, Wednesday
- **Assembly:** Based on theme every Tuesday
- **Activity Lab:** Once a week section wise

Satyam Public School  
Gurugram

**SALWAN PUBLIC SCHOOL**  
**CLASS-KG**

**Weekly Planning 19<sup>th</sup> September- 23<sup>rd</sup> September 2022**

<p><b>September19,2022</b> <b>(Monday)</b></p>	<p><b>Literacy II (Hindi)</b></p> <ul style="list-style-type: none"> <li>अक्षर 'ह' का परिचय</li> <li>व्यंजन गीत</li> </ul> <p><b>Literacy I (English)</b></p> <ul style="list-style-type: none"> <li>Introduction to 'o' joining letters</li> </ul> <p><b>Areas of Development:</b> Language Development Physical Development Cognitive Development Aesthetic Development</p>	<p><b>EVS</b></p> <ul style="list-style-type: none"> <li>Herbs <a href="https://youtu.be/1qvt_H61NB0">https://youtu.be/1qvt_H61NB0</a></li> </ul>  <p><b>Areas of Development:</b> Aesthetic Development Physical Development Socio-emotional Development</p>
<p><b>September20,2022</b> <b>(Tuesday)</b></p>	<p><b>Literacy I (English)</b></p> <ul style="list-style-type: none"> <li>Introduction to 'og' cvc words</li> </ul> <p><b>Numeracy</b></p> <ul style="list-style-type: none"> <li>Recapitulation of Number 11-15</li> <li>Quantification</li> <li>Workbook Pg. 75, 76</li> </ul> <p><b>Areas of Development:</b> Language Development Physical Development Cognitive Development Aesthetic Development</p>	<p><b>Music</b></p> <ul style="list-style-type: none"> <li>Healthy Food and Junk Food <a href="https://youtu.be/fE8lezHs19s">https://youtu.be/fE8lezHs19s</a></li> </ul>  <p><b>Areas of Development:</b> Language Development Physical Development Cognitive Development Aesthetic Development</p>

<p>September 21, 2022 (Wednesday)</p>	<p><b>Literacy I (English)</b></p> <ul style="list-style-type: none"> <li>• Introduction to 'ot' cvc words</li> </ul> <p><b>Literacy II (Hindi)</b></p> <ul style="list-style-type: none"> <li>• पुनरावृत्ति 'श, ष, स, ह'</li> <li>• व्यंजन गीत</li> </ul> <p><b>Areas of Development:</b> Language Development Physical Development Cognitive Development Aesthetic Development</p>	<p><b>EVS</b></p> <ul style="list-style-type: none"> <li>• Shrubs</li> <li>• Nature Walk</li> </ul>  <p><b>Areas of Development:</b> Aesthetic Development Physical Development Socio-emotional Development</p>
<p>September 22, 2022 (Thursday)</p>	<p><b>Numeracy:</b></p> <ul style="list-style-type: none"> <li>• Recapitulation of Numbers '1-20'</li> <li>• Quantification</li> <li>• Workbook Pg. 79, 80</li> </ul> <p><b>Literacy I (English)</b></p> <ul style="list-style-type: none"> <li>• Introduction to 'op' cvc words</li> </ul> <p><b>Areas of Development:</b> Language Development Physical Development Cognitive Development Aesthetic Development</p>	<p><b>EVS</b></p> <ul style="list-style-type: none"> <li>• Creepers and Climbers</li> </ul> <p><a href="https://youtu.be/PvavVvzgLCg">https://youtu.be/PvavVvzgLCg</a></p>  <p><b>Areas of Development:</b> Language Development Physical Development Cognitive Development Aesthetic Development</p>

Gurugram

September 23, 2022  
(Friday)

### Literacy I (English)

- Introduction to 'od' cvc words

### Literacy II (Hindi)

- पुनरावृत्ति
- Workbook Pg 87

Areas of Development: **Language Development**  
**Physical Development**  
**Cognitive Development**  
**Aesthetic Development**

### Dance

- Head Shoulders Knees and toes for trees

<https://youtu.be/FJqy967xs1c>



Areas of Development: **Aesthetic Development**  
**Physical Development**  
**Socio-emotional Development**  
**Cognitive Development**

SERVICE BEFORE SELF

# Salwan Public School

# Gurugram



## Week –IV

September 19, 2022 – September 24, 2022

Date/Day	CA	HA
September 19, 2022 (Monday)	<p><b>English-</b> Notebook work on 'Prepositions'.</p> <p><b>Hindi-</b> लिंग पुनरावृत्ति</p> <p><b>Mathematics-</b> Introduction of numbers upto 50 in notebook</p> <p><b>EVS-</b> Notebook work of Ch-10</p>	<p><b>Mathematics-</b>Textbook page no. 62</p>
September 20, 2022 (Tuesday)	<p><b>English-</b> Introduction of the Ch-'The Ugly Duckling' through video and discussion.</p> <p><b>Hindi-</b> ओ मात्रा परिचय (पुस्तक पृष्ठ सं-55,56 )</p> <p><b>Mathematics-</b>Number names upto 50 in notebook</p> <p><b>EVS-</b> Discussion on different types of houses at different places along with Worksheet 44 pg no. 63</p>	<p><b>Hindi-</b> हिन्दी कॉपी अपनी पसंद का कोई चित्र बनाकर उसमें रंग भरें व रंगों के नाम भी लिखें।</p> <p><b>EVS-</b> Worksheet 45 pg no. 64</p>

September 21, 2022 (Wednesday)	<p><b>English-</b> Reading of the Ch-'The Ugly Duckling.</p> <p><b>Hindi-</b> ओ मात्रा वीडियो व पुस्तक अभ्यास कार्य</p> <p><b>Mathematics-</b>Number names in notebook</p> <p><b>EVS-</b> Introduction of Rooms in a house by clue game along with reading of pg no. 46 and 47.</p>	<b>Mathematics-</b> Textbook page 63
--------------------------------------	---	--------------------------------------

September 22, 2022 (Thursday)	<p><b>English-</b> Book exercises in 'The English Connection' book on page number 60 (A and B )along with story enactment.</p> <p><b>Hindi-</b> ओ मात्रा बारहखड़ी कॉपी में।</p> <p><b>Mathematics-</b>After/before/between in notebook</p> <p><b>EVS-</b> Discussion on different rooms in a house along with textbook work on pg no. 48 and 49</p>	<p><b>English-</b> Worksheet 25 page number 31 and 32</p> <p><b>English:-</b> Recapitulation of the following words will be taken as 'Dictation' on 30 September 2022— rupees, feeling, tired, quietly, alright, monkeys, throws, fist, collects, happily .</p>
-------------------------------------	---	---

September 23, 2022 (Friday)	<p><b>English-</b> Word Power in the notebook along with drawing of favourite characters.</p> <p><b>Hindi-</b> ओ मात्रा संबंधित चित्र बनाकर उनके नाम लिखना।</p> <p><b>Mathematics-</b>Textbook page 65</p> <p><b>EVS-</b> Vocabulary of Ch-11 in the notebook</p>	<p><b>Mathematics-</b>Textbook page 64</p> <p><b>EVS-</b> Draw/paste pictures of any 3 different rooms in your house in your notebook.</p>
--------------------------------	---	--

September 24, 2022 (Saturday)	<b>Holiday- Fourth Saturday</b>	
GK	Worksheet 12 (Amazing Facts)	-----
ICT	Tux Paint Learning about Tux Paint tools.. Lines, Shapes and Paint tool.	Practice Tux Paint

	<b>Practical : Practice using Tux Paint to draw and colour – Flora and Fauna using various tools of Tux Paint.</b>	
--	--	--

**Regards  
Team SPS**


# Salwan Public School, Gurugram

## Grade II

### Week - 4

September 19, 2022 – September 24, 2022

Date/Day	CA	Concept Revision
September 19, 2022 (Monday)	<p><b>Mathematics:</b> Properties of Multiplication in notebook and Math textbook.</p> <p><b>English:</b> Virtual Tour of an apiary. Read the L-Honeybees from The English Connection book.</p> <p><b>हिंदी :</b> वर्क बुक अभ्यास पत्र (वर्क बुक )</p> <p><b>EVS:</b> Written revision of Ch-19 Animals are Useful in notebook.</p>	<p><b>Mathematics-</b> Dice game of Multiplication in Math workbook(pg no 52)</p>
September 20, 2022 (Tuesday)	<p><b>Mathematics:</b> Multiplication game in Math textbook</p> <p><b>English:</b> Read the L-Honeybees from The English Connection book(Roll 18 onwards) and Word Power in Literature notebook.</p> <p><b>हिंदी :</b> वर्क बुक अभ्यास पत्र (वर्क बुक )</p> <p><b>EVS:</b> Bring a question based on the theme Animals to ask from your classmates.</p>	<p><b>Hindi-</b> वर्क बुक अभ्यास पत्र 25 (पृष्ठ संख्या -31 ) कविता सूरज और मुर्गा याद करें। कठिन शब्द और शब्दार्थ याद करें</p> <p><b>EVS-</b> Draw or paste picture of an extinct or endangered animal and write sentences which you have prepared for speaking activity on Sept 21st &amp; 22nd</p>
September 21, 2022 (Wednesday)	<p><b>Mathematics:</b> Multiplication without carry over in Math notebook.</p> <p><b>English:</b> Read the L-Honeybees from The English Connection book(Roll 1-17) and Frame Sentences in Literature notebook.</p> <p><b>हिंदी :</b> वर्क बुक अभ्यास पत्र (वर्क बुक )</p> <p><b>EVS: Speaking Activity- Roll No- 1 to 18</b> Speak 5 sentences based on any Extinct or Endangered animal. Bring EVS notebook to show the picture of the same.</p>	<p><b>Mathematics-</b> Multiplication without carry over in Math textbook (pg no 91)</p>
September 22, 2022 (Thursday)	<p><b>Mathematics:</b> Multiplication stories in Math textbook.</p> <p><b>English:</b> Attempt the worksheet in the English workbook.</p> <p><b>हिंदी :</b> विशेषण परिचय (notebook)</p>	<p><b>English-</b> Revise the Word Power for a dictation on Tuesday.</p>

	<b>EVS: Speaking Activity- Roll No- 19 onwards</b> Speak 5 sentences based on any Extinct or Endangered animal. Bring EVS notebook to show the picture of the same.	
September 23, 2022 (Friday)	<b>Mathematics:</b> Multiplication stories in Math workbook. <b>English:</b> Learners do a creative task in the Literature Notebook. <b>हिंदी :</b> वर्क बुक अभ्यास पत्र (वर्क बुक ) <b>EVS:</b> A movie on arboreal animals followed by an activity.	<b>Mathematics-</b> Puzzle solving in Math textbook(pg no 92) <b>EVS-</b> Children can take any old white t-shirt/ table cloth / napkin/ handkerchief and make an animal on it using hand or finger printing.
September 24, 2022 (Saturday)	<b>Holiday</b>	
GK	<ul style="list-style-type: none"> <li>• Complete worksheet no-19 and 29 in the workbook</li> </ul>	
ICT	<b>Tools in MS Paint:</b> Polygon tool, text tool and Magnifier tool	Create a school bus in Paint 



# Salwan Public School Gurugram

(Session 2022-23)  
Home Learning Plan  
Class III (19 SEP-24 SEP)

**Dear Parent  
Greetings!**

Please refer to the Event Planner for Holidays and Activities planned for the month.

English	
<b>Concept:</b>	Chapter-1, A-list to be continued
<b>What will I learn?</b>	<ul style="list-style-type: none"><li>• Listening, reading &amp; comprehending text</li><li>• Vocab-building</li><li>• Learning the spellings of the new vocabulary words learnt in the story</li><li>• Highlighting new Vocab-words, their meanings and correct usage.</li><li>• Connecting key situations of the story with one's life</li></ul>
<b>To Read &amp; Understand:</b>	Reading of the chapter-1 A-List from The English Connection book (pages 12-14)
<b>To Do:</b>	
<b>CA:</b>	<ul style="list-style-type: none"><li>• Reading and explanation of the chapter</li><li>• Oral discussions will be conducted based on the chapter A-List while covering back exercises, difficult words &amp; questions again.</li></ul>
<b>HA:</b>	<ul style="list-style-type: none"><li>• Revise the chapter A-List for dictation on 23.9.22.</li><li>• Complete Worksheet 29 (Story web)</li></ul>
Hindi	

विषय:	हिंदी परिवेश
पाठ:	पाठ २ रानी चींटी
शिक्षण उद्देश्य	<ul style="list-style-type: none"> <li>विषय के प्रति रुचि उत्पन्न करते हुए भाषा का विकास करना ।</li> <li>छात्रों में शब्द कोष में वृद्धि करना ।</li> <li>छात्रों को परिश्रम करने के लिए प्रेरित करना</li> <li>छात्र में शब्द कोष की वृद्धि करना</li> <li>छात्रों में जिम्मेदारी की भावना को उत्पन्न करना</li> <li>श्रवण , पठन , वाचन और लेखन कौशल का विकास करना</li> </ul>
कक्षा कार्य	<ul style="list-style-type: none"> <li>छात्रों को पाठ का परिचय दिया जाएगा और पाठ भाव समझाया जाएगा</li> <li>छात्रों द्वारा पाठ का पठन किया जाएगा</li> <li>छात्रों को समूह में विभाजित कर पाठ का नाटक मंचन कराया जाएगा</li> <li>पाठ में आए भाषा की बात करवाई जाएगी (पाठ्य पुस्तक में करवाया जाएगा )</li> <li>पाठ में आए कठिन शब्दों का श्रुतलेख लिया जाएगा</li> </ul>
गृहकार्य	छात्र पाठ में आए जानवरों को सूचीबद्ध(चित्र भी बना सकते हैं ) करेंगे और उनसे सम्बंधित तथ्य (FACTS) भी लिखेंगे ( यह कार्य साहित्य की लेखन पुस्तिका में किया जाएगा )
<b>Mathematics</b>	
<b>Note:</b>  <b>Maths Class Test - 27th September 2022</b>  <b>Revise:</b> Subtraction (excluding Ex 19) Multiplication	
<b>Concept:</b>	Division

What will I learn?	<ul style="list-style-type: none"> <li>• Division as repeated subtraction</li> <li>• Properties of Division</li> </ul>
To Read & Understand:	<ul style="list-style-type: none"> <li>• Division as repeated subtraction</li> <li>• Properties of Division</li> </ul>
To Do:	
CA:	<ul style="list-style-type: none"> <li>• Division as repeated subtraction in notebook</li> <li>• Division Properties in notebook</li> <li>• Ex 34 Q9 to Q12 in notebook</li> <li>• Ex 35 Q1 to Q4</li> </ul>
HA:	<ul style="list-style-type: none"> <li>• Ex 32 Q5 and Q6 in textbook</li> <li>• Ex 34 Q1 to Q4 in notebook</li> </ul>
<b>EVS (Science)</b>	
<b>Concept:</b>	<b>Cooking and Eating</b>
What will I learn?	A classroom discussion will be done on different methods of cooking and the importance of eating together in a family
To Do:	Students will read the lesson and prepare it for a reading assessment
CA:	Question answers will be done after the explanation on the lesson
HA	Students will find the early methods of cooking. The same will be discussed in the class
<b>ICT</b>	
<b>Concept:</b>	<b>Coding in MSWLOGO (Cond..)</b>
What will I learn?	The concept of algorithms and coding
To Read & Understand:	The concept to MSWLOGO commands
CA:	Use of LOGO commands Conti..FD,BK,RT,LT,PU, PD,CS,CT, PE, Repeat, Setpen.
HA:	Learning to draw shapes using LOGO commands.



	Practical: Hands on practice to use MS LOGO
--	---

SALWAN PUBLIC SCHOOL



# Salwan Public School Gurugram

(Session 2022-23)

## Home Learning Plan

**Class IV (19 SEP-24 SEP)**

**Dear Parent  
Greetings!**

Please refer to the Event Planner for Holidays and Activities planned for the month.

<b>English</b>	
<b>Concept:</b>	<b>Grammar - Subject Verb Agreement (Continued)</b> <b>Literature - L- 9 Rip Van Winkle (Introduction)</b>
<b>What will I learn?</b>	<ul style="list-style-type: none"><li>• Read the story with proper pronunciation, intonation, and expression.</li><li>• Learn new words and their meanings.</li><li>• Understand the plot of the story and answer the questions that follow independently.</li><li>• Locate the unfamiliar words from the dictionary.</li><li>• Enrich my vocabulary by using new words in verbal and written communication.</li><li>• Connect the moral derived from the story to real life instances.</li></ul>
<b>To Read &amp; Understand:</b>	<ul style="list-style-type: none"><li>• Reading and explanation of pages(122 - 126) ( L- 9 Rip Van Winkle).</li><li>• Exercises based on Subject Verb Agreement (Continued).</li></ul>
<b>To Do:</b>	Warm up Activity -( L- 9 Rip Van Winkle) <ul style="list-style-type: none"><li>• An interactive session based on the pictures given on page 121 of the English Connection book will be conducted.</li><li>• Discussion on a hypothetical situation ‘Can I have pets?’</li></ul>
<b>CA:</b>	<ul style="list-style-type: none"><li>• An interactive session based on textual exercises given on pages (127-129) will be conducted. ( L- 9 Rip Van Winkle)</li></ul>

	<ul style="list-style-type: none"> <li>Listening Activity will be conducted on 23.09.22 , Friday.</li> </ul>
HA:	Read L- 9 Rip Van Winkle thoroughly at home.
<b>Hindi</b>	
विषय:	परिवेश पाठ्यपुस्तक , व्याकरण वृक्ष
पाठ:	पाठ -12 कीमती पन्ने ,व्याकरण कार्य क्रिया
शिक्षण उद्देश्य	<ul style="list-style-type: none"> <li>छात्र कागज़ का महत्व जान सकेंगे ।</li> <li>छात्र क्रिया व उसके रूपों से परिचित होंगे ।</li> <li>अकर्मक व सकर्मक में अंतर समझ सकेंगे ।</li> <li>छात्रों में लेखन कौशल का विकास होगा ।</li> <li>*छात्रों में रचनात्मक कौशल का विकास होगा ।</li> </ul>
To Do	विषयों आधारित अभ्यास करेंगे ।
कक्षा कार्य	<ul style="list-style-type: none"> <li>पाठ 12 जारी रहेगा ,भाषा आधारित प्रश्नों का सरलीकरण ।</li> <li>क्रिया पठन पाठन व सरलीकरण ।</li> <li>क्रिया की परिभाषा,व्याकरण पुस्तक में क्रिया अभ्यास (क्रिया के आधार पर कविता पूर्ण करेंगे)</li> <li>कार्य पत्रिका 21 ,22 का सरलीकरण ।</li> <li>उत्तर पुस्तिका का निरीक्षण किया जाएगा ।</li> </ul>
गृहकार्य	क्रिया आधारित वृक्ष पुस्तक में अभ्यास कार्य करेंगे ।
<b>Mathematics</b>	
Concept:	Chapter - 8 Factors and Multiples
What will I learn?	<ul style="list-style-type: none"> <li>Prime Factorization continued</li> <li>Common Factors</li> </ul>

	<ul style="list-style-type: none"> <li>Highest Common Factor (HCF)</li> </ul>
To Read & Understand:	Read page no. 83-85
Activity:	
To Do:	
CA:	<ul style="list-style-type: none"> <li>Ex 33 Q4, Q5, Q6, Q7, Q8</li> <li>Ex 33 Q9, Q10, Q11, Q12</li> </ul>
HA:	<ul style="list-style-type: none"> <li>Ex 33: Q1, Q2, Q3</li> <li>Practice Questions</li> <li>Find HCF by Long Division Method               <ol style="list-style-type: none"> <li>24, 56</li> <li>48, 75</li> <li>84, 144</li> </ol> </li> </ul>
<b>EVS (Science)</b>	
<p><b>Note :-</b></p> <p><b>Science Class Test - 27/09/2022</b></p> <p><b>Revise the following topics for the test-</b></p> <ul style="list-style-type: none"> <li>Chapter 2 -The World of Animals</li> <li>Chapter 3 - Adaptation in Plants</li> <li>Chapter 4 - Plants around us</li> </ul>	
<b>Concept:</b>	<b>Worksheet 27 - 30</b>
What will I learn?	<ul style="list-style-type: none"> <li>Nutrients</li> <li>Food Preservation</li> <li>Digestive System</li> <li>Teeth and its type</li> </ul>
To Read & Understand:	Keynotes given in the worksheets
To Do:	Worksheets
CA:	Worksheets will be discussed in the class.
HA:	Revise for class test
<b>EVS (Social Science)</b>	
<b>Concept:</b>	<ul style="list-style-type: none"> <li>The Southern Plateaus</li> </ul>

What will I learn?	<ul style="list-style-type: none"> <li>Physical Features of Southern Plateaus</li> <li>Rivers of Southern Plateaus</li> </ul>
To Discuss:	<p><b>THE SOUTHERN PLATEAUS</b></p> <ul style="list-style-type: none"> <li>To the south of the Northern Plains of India lies a vast region that is triangular in shape.</li> <li>It is broad towards the north and becomes narrow as we move south. This rocky region is known as the Southern Plateaus.</li> <li>The Southern Plateaus cover a large part of India, measuring about 1,600 km in length from north to south and 1,400 km from east to west.</li> <li>The Southern Plateaus are surrounded by hill ranges on all sides. They are bound by the Western Ghats in the west, the Eastern Ghats in the east, the Aravalli Hills in the northwest and the Rajmahal Hills in the northeast.</li> <li>The River Narmada divides the region of the Southern Plateaus into two parts: <ul style="list-style-type: none"> <li>(a) The Central Highlands in the north, and</li> <li>(b) The Deccan Plateau in the south.</li> </ul> </li> </ul> <p><b>RIVERS OF THE SOUTHERN PLATEAUS</b></p> <ul style="list-style-type: none"> <li>The land of the Southern Plateaus is rocky and uneven. Because of this, the rivers of this region flow very fast, and often form waterfalls. However, these rivers are not as big as the rivers of the Northern Plains, and are dependent on rain.</li> <li>In the summers, many of these rivers dry up, or have very little water. This is why they are called seasonal rivers.</li> <li>Since the rivers do not have water all year round, dams have been built on the rivers to store water. One such dam, the Nagarjuna Sagar Dam, is built on the river Krishna.</li> <li>The northern rivers, on the other hand, are snow-fed and have water all year round, being perennial rivers.</li> <li>A number of rivers of the Central Highlands such as Chambal, Son and Betwa join the rivers Ganga and Yamuna from the south. They flow into the Bay of Bengal.</li> <li>Deccan Plateau slopes from west to east. Most rivers such as the Mahanadi, Godavari, Krishna and Kaveri rise in the west and fall into the Bay of Bengal. However, Narmada and Tapi rivers begin in the Vindhya Ranges and flow westwards, falling into the Arabian Sea.</li> </ul>

	<ul style="list-style-type: none"> <li>The Southern Plateaus cover the states of Madhya Pradesh, Chhattisgarh, Jharkhand, Odisha, Maharashtra, Karnataka, Andhra Pradesh, Telangana, Tamil Nadu.</li> </ul>
CA:	<ul style="list-style-type: none"> <li>Explanation of the chapter</li> <li>Worksheets</li> </ul>
HA:	Explore how waterfalls are used to produce electricity
<b>ICT</b>	
<b>Concept:</b>	<b>Topic 5: More Fun with LOGO</b>
What will I learn?	<ul style="list-style-type: none"> <li>Revise the primitives in MSW LOGO</li> <li>Learn to perform mathematical commands</li> </ul>
To Read & Understand:	Content uploaded in GCR
To Do:	
CA:	Practice of the LOGO commands
HA:	Revise different shapes MSW LOGO online <a href="https://www.transum.org/Software/Logo/">https://www.transum.org/Software/Logo/</a>



# Salwan Public School Gurugram

(Session 2022-23)

**Home Learning Plan**

**Class V (19 SEP-24 SEP)**

**Dear Parent  
Greetings!**

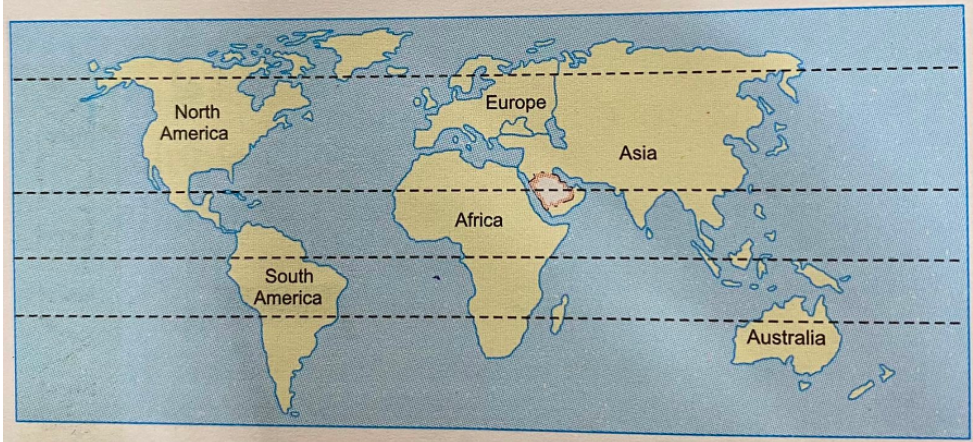
Please refer to the Event Planner for Holidays and Activities planned for the month.

English	
<b>Concept:</b>	<b>Listening Activity</b> <b>Worksheets on Story Building , Adjectives and Degrees of Comparison</b>
<b>What will I learn?</b>	<ul style="list-style-type: none"><li>• To apply the grammatical concepts accurately.</li><li>• To express their ideas confidently in a well- structured manner.</li><li>• Correct the errors in the use of pronouns, adjectives and articles.</li><li>• Write stories to express their feelings , views and ideas in a well- structured manner.</li></ul>
<b>To Read &amp; Understand:</b>	Read and revise the topic ‘ Adjectives’ and ‘ Degrees of Comparison’.
<b>To Do:</b>	
<b>CA:</b>	<ul style="list-style-type: none"><li>• Listening Activity</li><li>• Worksheet 25</li><li>• Worksheet 26</li><li>• Worksheet 28</li><li>• Worksheet 29</li><li>• Worksheet 30</li></ul>
<b>HA:</b>	Worksheet- 33( Story Building)

Hindi							
विषय:	व्याकरण और साहित्य पाठ -3 संभव की भूल (जारी) विशेषण व उसके भेदों का परिचय और चर्चा						
पाठ:	पाठ -3 संभव की भूल (जारी)केवल लिखित प्रश्न उत्तर विशेषण व उसके भेदों का परिचय और चर्चा						
शिक्षण उद्देश्य	<ul style="list-style-type: none"><li>लेखन और पठन कौशल का विकास होगा ।</li><li>विशेषण का अर्थ व उसके भेदों से परिचित होऊँगा।</li><li>छात्र वाक्यों में से विशेषण शब्द पहचान कर उसको भेदानुसार अलग करने में सक्षम होंगे ।</li><li>छात्र अनुच्छेद लिखते समय विशेषण शब्दों को प्रयोग करने में सक्षम होंगे।</li><li>शब्द भंडार में वृद्धि होगी।</li></ul>						
TO DO	विशेषण शब्द पढ़कर आएँ ।						
कक्षा कार्य	<ul style="list-style-type: none"><li>कक्षा कार्य -1 उत्तरपुस्तिका में आई अशुद्धियों पर चर्चा की जाएगी ।</li><li>कक्षा कार्य -2 पाठ -3 संभव की भूल लिखित प्रश्न उत्तर चर्चा उपरांत लिखवाए जाएंगे ।</li><li>कक्षा कार्य -3 विशेषण चर्चा और समझाया जाएगा ।</li><li>कक्षा कार्य -4 विशेषण लेख चित्र बनवाया जाएगा ।</li><li>कक्षा कार्य -5 विशेषण और उसके भेद संबंधित कार्य कॉपी में करवाया जाएगा ।</li></ul>						
<b>गृहकार्य</b> गृहकार्य: गतिविधि (शोधकार्य) विषय - अपनी रसोईघर में जाइए और निम्नलिखित वस्तुओं के बारे में जानकारी निर्देशानुसार एकत्रित करके लिखें । उदाहरण नीचे दिया गया							
क्रमांक	उत्पाद का नाम	उत्पाद का चित्र	उत्पादक (निर्माण कंपनी)	उत्पाद का मूल्य	उत्पाद की निर्माण तिथि	उत्पाद की समाप्त अवधि	शोधकर्ता के हस्ताक्षर
1.	मकखन						
2.	साँस						
Mathematics							
Concept:	Fractions						
What will I learn?	<ul style="list-style-type: none"><li>Addition &amp; Subtraction of fractions</li><li>Story Sums in Fractions</li></ul>						

To Read & Understand:	<ul style="list-style-type: none"> <li>Pg 68 &amp; 69</li> </ul>
To Do:	
CA:	<ul style="list-style-type: none"> <li>Revision for class Test</li> <li>Addition &amp; Subtraction of fractions continued</li> <li>Ex 29- Q1 to Q5</li> <li>Ex 29- Q6 to Q10</li> <li>Activity on Addition &amp; Subtraction of fractions using square lined sheets</li> </ul>
HA:	<ul style="list-style-type: none"> <li>Revise for class Test</li> <li>Addition &amp; Subtraction of fractions - Remaining parts EX 27 &amp; 28</li> </ul> <p>Note - Bring square lined sheets for Activity</p>
<b>EVS (Science)</b>	
<b>Concept:</b>	<b>Ch-10 Waste Management</b>
What will I learn?	<ul style="list-style-type: none"> <li>Types of wastes</li> <li>Various methods used for disposal of waste</li> <li>Know about the 3Rs of recycling</li> </ul>
To Read & Understand:	Waste management
To Do:	
CA:	Reading, discussion and explanation
HA:	Read chapter-10
<b>EVS (Social Science)</b>	
<b>Note:</b> <b>Social Science Class Test - 27th September 2022</b> Revise: Chapter 5: Weather and Climate Chapter 12: Physical Divisions of India Chapter 13: Our Rich Heritage	
<b>Concept:</b>	<b>Saudi Arabia – Land of Sand</b>
What will I learn?	<ul style="list-style-type: none"> <li>Temperate Zone</li> <li>Saudi Arabia - Location, climate, Vegetation and Wildlife, Agriculture, etc.</li> </ul>
To Read & Understand:	<b>Saudi Arabia – Land of Sand</b>

A desert is an area which gets very little rainfall. It experiences extremely hot temperatures and has very little vegetation. The Arabian Peninsula is a hot desert region. It is located in south-west Asia. Its capital city is Riyadh.



### **Location**

The Tropic of Cancer passes through the middle of Saudi Arabia. Saudi Arabia is surrounded by Jordan, Kuwait and Iraq in the north; the Persian Gulf, Qatar, Bahrain and the United Arab Emirates in the east; the Arabian Sea, Oman and Yemen in the south and the Red Sea in the west. Most of Saudi Arabia is a rocky plateau covered by a vast desert. About half of the country is a barren desert. When strong winds blow, sand dunes often shift from one place to another.



Saudi Arabia has no permanent rivers or lakes. In some places, streams called Wadis form after it rains but they are temporary and flow only for a brief period. In some places, underground water comes to the surface to form pools. These areas are called oases.

### **Climate**

The climate of Saudi Arabia is extremely hot and dry. There is hardly any rainfall. At times, there is no rain for several years. The summer season lasts from May to September. The coastal areas experience mild temperatures. Sandstorms are common in all seasons. They appear suddenly and make the sky hazy.

### **Vegetation and Wildlife**

The dry climate does not allow many plants to grow in the region. There are hardly any trees. The vegetation mainly consists of cacti, thorny bushes and shrubs. These plants can withstand the hot and dry climate. The plants in this region have long roots that go deep into the soil in search of water. Plants also have soft and fleshy stems and roots to store water. Date palms usually grow in areas where water is available, such as an oasis. Arabian horses and jackals move swiftly across the desert. Wolves and hyenas are some other animals found in Saudi Arabia. Pigeons and quails are seen near oases. Flamingos and

	<p>amphibians are found in coastal areas. The camel is the most important animal in the desert.</p> <p><b>Natural Resources and Industries</b></p> <p>Saudi Arabia has the second largest oil reserves in the world. It is the world's leading oil exporter and second largest producer of petroleum. Most of the income of the country comes from its exports. The money earned has been used to start many industries.</p> <p><b>Agriculture</b></p> <p>Crops are grown in a very small part of Saudi Arabia. Despite efforts by the government to boost the agriculture of the country, Saudi Arabia continues to depend on imports to meet 70% of its food requirements. Wheat, rice, alfalfa, vegetables and dates are the main crops grown here.</p> <p><b>Life of the People</b></p> <p>The vast deposits of petroleum have helped Saudi Arabia to earn a lot of money. This money has been used to develop the country. Many people live in cities.</p> <p>In the villages, people lead a traditional way of life. They rear sheep, goats and camels and move from place to place in search of pastures. The Bedouins are one such tribe which has long inhabited the desert. They lead a very hard life. They rear animals such as camels and sheep for their skin, hair and milk.</p>
To Do:	
CA:	<ul style="list-style-type: none"> <li>• Explanation</li> <li>• Discussion</li> <li>• Worksheets related to the topic</li> </ul>
HA:	<ul style="list-style-type: none"> <li>• Revise for Class Test</li> </ul>
<b>ICT</b>	
<b>Concept:</b>	<b>Recapitulation of Google Slides</b>
What will I learn?	<ul style="list-style-type: none"> <li>• What is Google slides</li> <li>• Accessing Google slides</li> <li>• Creating a presentation in Google slides</li> <li>• Adding and editing content</li> <li>• Presenting Google slides</li> <li>• Sharing Google slides</li> </ul>
To Read & Understand:	Slide No 1- 9 of Topic: 4

CA:	Create a presentation on SDG Goals 1 to 6 using Google Slides (Continue from last week)
HA:	Enhance your presentation by applying animations, and transitions in slides

SALWAN PUBLIC SCHOOL