

SALWAN PUBLIC SCHOOL
CLASS - NURSERY
Weekly Planning
12th September 2022- 16th September 2022

**12th September 2022
(Monday)**

Literacy I (English)


- Introduction of letter 'k'
- Vocabulary building
- Colour the picture



- **Language Development**
- **Cognitive Development**

Pre-Number Skills

- **More and Less**
- Worksheet No. 38 – Paste/draw four fruits in one basket and two vegetables in another basket.




- **Physical Development**
- **Language Development**
- **Cognitive Development**
- **Aesthetic Development**

**13th September 2022
(Tuesday)**

Literacy II (Hindi)


- Introduction of अक्षर 'ड'
- दिए गए चित्रों में रंग भरें



- **Language Development**
- **Cognitive Development**
- **Physical Development**

EVS


- Sources of Food
- Worksheet No.6 – Match and colour the tree with food that we get from plant sources.



**14th September 2022
(Wednesday)**

Literacy I (English)

- Recap of letter 'k'
- Worksheet No.15 – Earbud printing in the outline of kite and draw a picture that starts with letter 'k'



- **Physical Development**
- **Aesthetic Development**

Hindi Diwas Celebration

- Hasya Kavita




- **Language Development**

**15th September 2022
(Thursday)**

Literacy II (Hindi):

- Recapitulation of अक्षर 'ड'
- Worksheet No. 23- 'ड' से डाली में अंगुली चिन्ह से पत्ते बनाएं ।



- **Cognitive Development**
- **Aesthetic Development**
- **Physical Development**

Slate Writing

- Writing Hindi letters on slate



Rhyme

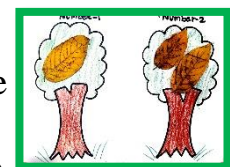
- Out in the garden
Rhyme with actions
- **Aesthetic Development**
- **Language Development**
- **Physical Development**



**16th September 2022
(Friday)**


Numeracy

- Recap of numbers 1 and 2
- Activity – Colouring within the outline of the trees and pasting of dried leaves according to the number.



Literacy I (English):

- Recap of letter 'b' (in notebook)





- **Language Development**
- **Physical Development**

- | | | |
|--|--|--|
| | <ul style="list-style-type: none"> • Physical Development • Cognitive Development • Aesthetic Development | |
| | <ul style="list-style-type: none"> • Celebration: Hindi Diwas 14th September 2022 (Hasya Kavita Presentation) • Assembly: Based on theme every Tuesday • Activity Lab: Once a week section wise | |

Salwan Public School
Gurugram

SALWAN PUBLIC SCHOOL
CLASS-KG

Weekly Planning 12th September- 16th September 2022

| | | |
|---|--|--|
| <p>September 12, 2022 (Monday)</p> | <p>Literacy II (Hindi)</p> <ul style="list-style-type: none"> अक्षर 'श' का परिचय व्यंजन गीत <p>Literacy I (English)</p> <ul style="list-style-type: none"> Recapitulation of 'i' vowel CVC words <p>Areas of Development: Language Development Physical Development Cognitive Development Aesthetic Development</p> | <p>Dance https://youtu.be/RQmea6hpYTw</p> <p>Banana Chacha</p>  <p>Areas of Development: Aesthetic Development Physical Development Socio-emotional Development</p> |
| <p>September 13, 2022 (Tuesday)</p> | <p>Literacy I (English)</p> <ul style="list-style-type: none"> Introduction to 'Sight words' eg: is, are, I, me, my Worksheet Pg. 73, 74 <p>Numeracy</p> <ul style="list-style-type: none"> Introduction to Number 19 Quantification <p>Areas of Development: Language Development Physical Development Cognitive Development Aesthetic Development</p> | <p>Music https://youtu.be/r3VnyWde19A</p> <p>Art/Craft: Making of nature with Ear Bud printing</p>  <p>Areas of Development: Language Development Physical Development Cognitive Development Aesthetic Development</p> |

| | | |
|---|--|---|
| <p>September 14, 2022 (Wednesday)</p> | <p>Literacy I (English)</p> <ul style="list-style-type: none"> Recapitulation of CVC words Worksheet Pg. 67, 69 <p>Literacy II (Hindi)</p> <ul style="list-style-type: none"> अक्षर 'ष' का परिचय व्यंजन गीत <p>Areas of Development: Language Development Physical Development Cognitive Development Aesthetic Development</p> | <p>Hindi Diwas</p>  <p>Areas of Development: Aesthetic Development Physical Development Socio-emotional Development</p> |
| <p>September 15, 2022 (Thursday)</p> | <p>Numeracy:</p> <ul style="list-style-type: none"> Introduction to Number 20 Quantification <p>Literacy I (English)</p> <ul style="list-style-type: none"> Recapitulation of CVC words Worksheet Pg. 67, 69 <p>Areas of Development: Language Development Physical Development Cognitive Development Aesthetic Development</p> | <p>EVS</p> <p>Compost Making</p>  <p>Areas of Development: Language Development Physical Development Cognitive Development Aesthetic Development</p> |

| | | |
|--------------------------------|--|---|
| September 16, 2022 (Friday) | Literacy I (English) <ul style="list-style-type: none"> Recapitulation of 'i' CVC words Worksheet Pg 70, 71, 72 Literacy II (Hindi) <ul style="list-style-type: none"> अक्षर 'स' का परिचय व्यंजन गीत Areas of Development: Language Development Physical Development Cognitive Development Aesthetic Development | Plants and Trees <ul style="list-style-type: none"> Types of plants https://youtu.be/xz2rvLfzCCI <ul style="list-style-type: none"> Trees our best friends https://youtu.be/yW6Nsh1owUI Areas of Development: Aesthetic Development Physical Development Socio-emotional Development Cognitive Development |
|--------------------------------|--|---|

SERVICE BEFORE SELF

Salwan Public School

Gurugram



Week –III

September 12, 2022 – September 17, 2022

| Date/Day | CA | HA |
|---------------------------------|---|---|
| September 12, 2022 (Monday) | <p>English- Lesson- The Cap Seller and The Monkeys- Question Answers in notebook.</p> <p>Hindi- विपरीत शब्द पुनरावृत्ति</p> <p>Mathematics-Worksheet page 36</p> <p>EVS- Revision of Animals and their Homes along with worksheet 29 pg no 43.</p> | <p>Mathematics-Worksheet page 33</p> |
| September 13, 2022 (Tuesday) | <p>English-Introductory activity and video on 'Prepositions', page number 98 and 99 in the grammar book.</p> <p>Hindi- अभ्यास पत्रिका-26</p> <p>Mathematics-Worksheet page 43,44</p> <p>EVS- Animals and their home for recapitulation in notebook.</p> | <p>Hindi- अभ्यास पत्रिका-33</p> <p>EVS- Reading of Ch-19 The World of Animals</p> |

| | | |
|--------------------------------------|--|--|
| September 14, 2022 (Wednesday) | <p>English- Oral recapitulation with grammar book page number 100 A and 101 B.</p> <p>Hindi- ए और ऐ मात्रा शब्द अलग-अलग करके लिखना ।</p> <p>Mathematics-Worksheet page 45</p> <p>EVS- Discussion on taking care of pet animals along with worksheet 24 pg no 34.</p> | Mathematics- Worksheet page 46 |
|--------------------------------------|--|--|

| | | |
|-------------------------------------|--|--|
| September 15, 2022 (Thursday) | <p>English- Oral recapitulation with grammar book exercise on page number 102-part C.</p> <p>Hindi- एऔर ऐ मात्रा शब्द भरकर वाक्य पूरे करना।</p> <p>Mathematics-Worksheet page 47,48</p> <p>EVS- Visit to the school Zoo and discussion on How the zookeeper and Vet doctor take care of animals.</p> | English- Worksheet number 26-page number 33 and 34 |
| September 16, 2022 (Friday) | <p>English- Oral recapitulation with grammar book exercise page number 103 D.</p> <p>Hindi- ऐ मात्रा शब्दों से वाक्य निर्माण</p> <p>Mathematics-Worksheet page 50</p> <p>EVS- Reading of Ch-10 -We Need Shelter</p> | Mathematics- Worksheet page 49 |
| September 17, 2022 (Saturday) | <p>English- Recapitulation through online quiz on 'Prepositions' .</p> <p>Hindi- रंगों के नाम कॉपी में</p> <p>Mathematics-Textbook page no 114.</p> <p>EVS- Presentation on different types of homes along with textbook exercise on pg no.44.</p> | <p>EVS- Worksheet 30 pg no 44</p> <p>English- Write question number 3 and 4 given below in the English notebook.</p> |

| | | |
|------------|---|--|
| | | <p>Q 3) Why did the cap seller throw his cap down?</p> <p>A) The cap seller did so to get his caps back from the monkeys.</p> <p>Q 4) Find any two naming words in the story?</p> <p>A) Write any two naming words on your own.</p> |
| GK | Worksheet 11 (Riddles on animals) | ----- |
| ICT | <p>MS Paint Conti...</p> <p>Learning about Tux Paint ..</p> <p>Learning about Lines, Stamp and eraser tools.</p> <p>Practical : Hands on Practice using Tux Paint. Use of Stamp and Line tools.</p> | _____ |

Note- Dear parents,

Kindly send one small box of clay and 15 toothpicks for Math Subject Enrichment activity on September 12,2022 (Monday)

Regards
Team SPS


Salwan Public School, Gurugram

Grade II

Week - 3

September 12, 2022 – September 17, 2022

| Date/Day | CA | Concept Revision |
|--------------------------------|---|---|
| September 12, 2022 (Monday) | <p>Mathematics: Multiplication-Grouping in Math textbook.</p> <p>English: Random Reading Activity for roll no. 18-36 followed by Spell Check in the Notebook.</p> <p>हिंदी : प्रातः काल का दृश्य बनाना , रंग भरना , वाक्य लिखना (notebook)</p> <p>EVS: Dictation of Ch-19 Animals are Useful in the notebook.</p> | <p>Mathematics-Multiplication in Math workbook pg no 50</p> |
| September 13, 2022 (Tuesday) | <p>Mathematics: Multiplication on number line in Math textbook.</p> <p>English: Worksheet 21 (page 24 and 25) in workbook.</p> <p>हिंदी : पाठ -4 कविता 'सूरज और मुर्गा पठन' अभ्यास कार्य (पुस्तक)</p> <p>EVS: A game based on the theme- Animals on A-4 sheet.</p> | <p>Hindi-कविता पढ़ें और याद करें पुस्तक पृष्ठ 29 पर दिया गया प्रश्न 2, 3 और भाषा की बात पूरा करें वर्कशीट 34 पूरा करें (पृष्ठ संख्या -42)</p> <p>EVS-</p> <p>https://www.liveworksheets.com/of1182993pt</p> <p>https://www.wordwall.net/resource/4045317</p> <p>Enjoy the above links based on word search and plant and animal food.</p> |
| September 14, 2022 (Wednesday) | <p>Mathematics: Multiplication tables in Math textbook.</p> <p>English: Introduction to Adjectives. Task will be done in the Grammar notebook.</p> <p>हिंदी : कठिन शब्द शब्दार्थ लेखन (notebook)</p> <p>EVS: A worksheet in EVS workbook.</p> | <p>Mathematics-Revise tables in Math workbook pg no 51.</p> |
| September 15, 2022 (Thursday) | <p>Mathematics: Multiplication table of 6 and 7 in Math notebook.</p> <p>English: Page 42,43 in Tune into Grammar book.</p> <p>हिंदी : पर्यायवाची शब्द लेखन (notebook)</p> <p>EVS: A worksheet in EVS workbook.</p> | <p>English-</p> <p>Page 45 in Tune into Grammar book.</p> <p>Complete W/S-25</p> |

| | | |
|-------------------------------|--|--|
| September 16, 2022 (Friday) | <p>Mathematics: Multiplication table of 8 and 9 in Math notebook.</p> <p>English: Page 45(A) in Tune into Grammar book.</p> <p>हिंदी : विलोम शब्द लेखन (notebook)</p> <p>EVS: A worksheet in EVS workbook.</p> | <p>Mathematics- Learn table of 6,7,8 and 9.</p> |
| September 17, 2022 (Saturday) | <p>Mathematics: Dodging tables in Math textbook.</p> <p>English: Worksheet 26 page 33 in workbook.</p> <p>हिंदी : कविता वाचन (पुस्तक पृष्ठ 31 लेखन और पठन)</p> <p>EVS: Knowing about endangered and extinct animals. Students are going to speak 5 sentences about any one endangered or extinct animal on the following days. Wednesday Sept 21, 2022- Roll No. 1-18 Thursday Sept 22, 2022- Roll No. 19 onwards</p> | <p>EVS- Read Ch-19 Animals are Useful. Written revision on Monday Sept 19,2022</p> |
| GK | <ul style="list-style-type: none"> • Worksheet no 29 in workbook. (Interesting Bugs) | |
| ICT | <p>MS PAINT</p> <p>Paint tools: Brush tool, Pencil tool, Eraser, Shapes and Polygon tool</p> | <p>Home work: Create a boat in Ms Paint</p>  |



Salwan Public School Gurugram

(Session 2022-23)

Home Learning Plan

Class III (12 SEP-17 SEP)

Dear Parent

Greetings!

Please refer to the Event Planner for Holidays and Activities planned for the month.

| English | |
|----------------------------------|--|
| Concept: | |
| What will I learn? | <ul style="list-style-type: none">Articles contd...Lesson 5- A ListWorksheets related to the topics. |
| To Read & Understand: | |
| To Do: | <ul style="list-style-type: none">New words and expressionsVocabulary buildingDictionary skillComprehension of the given text |
| CA: | |
| Day 1 | <ul style="list-style-type: none">Recapitulation of the English test syllabus. |
| Day 2 | <ul style="list-style-type: none">Continuation of Articles. Tune to Grammar Pg no.65(Learn and Practise exercises) |
| Day 3 | <ul style="list-style-type: none">Continuation of articles.pg -67(Learn and Practise exercises)Worksheets -27 to be done in the class |
| Day 4 | <ul style="list-style-type: none">Oral introductory activity will be conducted.Explanation of the chapter -A List |
| Day 5 | <ul style="list-style-type: none">Writing the word bank of the new words covered in the literature notebookFrame sentences with the given words -heading, breakfast |

| | |
|-----------------|---|
| | <ul style="list-style-type: none"> • Questions and answers to be done in the notebook by the subject teacher • What did Toad do after eating breakfast? |
| Day 6 | <ul style="list-style-type: none"> • Questions and answers continued • What did Toad feel about the list flying away? Why couldn't he chase his list? • 'Without my list, I can't do anything. I will just have to sit here and do nothing. ' Who says this and why? • What was the last thing on Toad's list? How did Toad finally remember it? • Reference to the context 'My list says we have to go for a walk. i. Who is the speaker of this line? ii. Who are 'we ' referred to in the above line? iii. What else are mentioned in the speaker's list? |
| HA: | <ul style="list-style-type: none"> • Read the chapter thoroughly and prepare for dictation to be conducted on Friday (16.09.2022) • Frame sentences with the given words -list, dressed • Articles pg -63, Ex-B (To be done in grammar notebook) |
| Hindi | |
| विषय: | हिंदी |
| पाठ: | <ul style="list-style-type: none"> • पाठ 5 जंगल में फेस बुक (जारी) • वचन • अपठित गद्यांश • श्रुतभाव ग्रहण गतिविधि |
| शिक्षण उद्देश्य | <ul style="list-style-type: none"> • विषय के प्रति रुचि उत्पन्न करते हुए भाषा का विकास करना । • छात्रों में शब्द कोष में वृद्धि करना । • छात्र वचन और उसके प्रकार के बारे में जान सकेंगे • छात्र लेखन में व्याकरणिक ज्ञान का परिचय दे सकेंगे • श्रवण ,पठन ,वाचन और लेखन कौशल का विकास करना । • छात्रों को भाषायी कौशल के जाँच हेतु श्रुतभावग्रहण गतिविधि करवाई जाएगी |
| To Do | <ul style="list-style-type: none"> • मूल्यपरक प्रश्न (पाठ 5) • वचन |

| | |
|-----------------------|--|
| | <ul style="list-style-type: none"> अपठित गद्यांश श्रुतभावग्रहण गतिविधि गृह कार्य |
| कक्षा कार्य | |
| Day 1 | <ul style="list-style-type: none"> पाठ 5 का मूल्यपरक प्रश्न करवाया जाएगा |
| Day 2 | <ul style="list-style-type: none"> वचन का परिचय दिया जाएगा |
| Day 3 | <ul style="list-style-type: none"> वचन वाले शब्द व्याकरण लेखन पुस्तिका में करवाया जाएगा |
| Day 4 | <ul style="list-style-type: none"> श्रुतभावग्रहण गतिविधि लिया जाएगा |
| Day 5 | <ul style="list-style-type: none"> अपठित गद्यांश करवाया जाएगा |
| Day 6 | <ul style="list-style-type: none"> छात्रों के गृहकार्य का निरीक्षण किया जाएगा |
| गृहकार्य | छात्र अपने किसी भी हिंदी की पुस्तक कोई 8-10 से वचन के शब्दों को सूचीबद्ध करेंगे (यह कार्य A4 में किया जाएगा) |
| Mathematics | |
| Concept: | Multiplication story sums Introduction to division |
| What will I learn? | Comprehend story sums Division as equal sharing and repeated subtraction |
| To Read & Understand: | <ul style="list-style-type: none"> Division as repeated subtraction and equal sharing. |
| To Do: | |
| CA: | |
| Day 1 | <ul style="list-style-type: none"> Ex 31 Q1 to Q4 |
| Day 2 | <ul style="list-style-type: none"> Ex 31 Q 5 to Q8 |
| Day 3 | <ul style="list-style-type: none"> Ex 31 Q9 to Q12 |
| Day 4 | <ul style="list-style-type: none"> worksheet page no 24 Introduction to Division |
| Day 5 | <ul style="list-style-type: none"> Activity on division |
| Day 6 | <ul style="list-style-type: none"> Ex 32 Q2 to 4 in notebook |
| HA: | <ul style="list-style-type: none"> Ex 31 Q13 to Q15 Worksheet page no 22 and 23 Bring bindis/stickers, A4 size sheet for division activity (around 25-30) |

EVS (Science)

Note :-

EVS Class Test - 20.09.2022, Tuesday.

Revise the following topics for the test :-

- L-3 People around us
- L-5 Plants
- L-6 Leaves in our lives
- L-10 Sources of food
- **Read all the lessons carefully**
- **Prepare the textbook exercises and notebook work**

| | |
|----------------------------------|---|
| Concept: | Cooking and Eating |
| What will I learn? | <ul style="list-style-type: none"> • Methods of cooking • Vessels used for cooking • Types of stoves and fuels • Eating in a family |
| To Read & Understand: | <ul style="list-style-type: none"> • Page no. 68-73 in the textbook |
| To Do: | <ul style="list-style-type: none"> • Observe the cooking methods at your home. Same will be discussed in the class. |
| CA: | Explanation of the lesson, followed by Question and answers |
| HA | <ul style="list-style-type: none"> • Read Chapter-11 for a reading assessment |
| ICT | |
| Concept: | Coding in MSW LOGO Conti... |
| What will I learn? | <ul style="list-style-type: none"> • The concept of algorithms and coding |
| To Read & Understand: | <ul style="list-style-type: none"> • The concept of the program and its execution by Turtle. The • Repeat command, |
| To Do: | <ul style="list-style-type: none"> • |
| CA: | Use of LOGO commands Conti.. PU, PD,CS,CT, PE, Repeat, Hide Turtle, Show Turtle (HT, ST) |
| Day 1 | <ul style="list-style-type: none"> • Learning to draw shapes using LOGO commands. |
| Day 2 | <ul style="list-style-type: none"> • Practical : Hands on practice to use MS LOGO • commands |



Salwan Public School Gurugram

(Session 2022-23)

Home Learning Plan

Class IV (12 SEP-17 SEP)

Dear Parent

Greetings!

Please refer to the Event Planner for Holidays and Activities planned for the month.

| English | |
|----------------------------------|---|
| Concept: | Grammar - Prefix and Suffix (Continued),Subject - Verb Agreement |
| What will I learn? | <ul style="list-style-type: none">• Identify the subject and verb of a sentence.• Understand the rules of subject-verb agreement.• Practice choosing a verb that agrees with the subject of a sentence.• sustain interest in studying Subject – Verb Agreement.• construct their own sentences using correct Subject – Verb Agreement.• explain the rules for subject -verb agreement and participate in the class discussion actively. |
| To Read & Understand: | Reading and explanation of pages(90-92) based on Subject - Verb Agreement. |
| To Do: | Simulation Activity -Subject Verb Relay- The teacher will show the sets of sentences in the flashcards to the students. The students have to pick the sentence that is correct out of the given two options. The teacher will then discuss the answers and introduce the students to the topic -‘Subject - Verb Agreement’ and its importance in sentence making. (link of flashcards provided) https://quizlet.com/_a55nu0?x=1jq&i=3tsm3a |
| CA: | Exercises based on the topic Subject - Verb Agreement given on pages 93, 94 and 95 (C) will be completed independently by the children . |

| | |
|-----------------|---|
| | An interactive session based on the topic will be conducted to recapitulate the topic. |
| HA: | Complete (D) given on page 95 in the book and (E) given on page 96 in your notebook. |
| Hindi | |
| विषय: | व्याकरण वृक्ष, परिवेश पाठ्य पुस्तक |
| पाठ: | पर्यायवाची शब्द , पाठ-12 कीमती पन्ने |
| शिक्षण उद्देश्य | <ul style="list-style-type: none"> छात्रों को पर्यायवाची शब्दों का ज्ञान होगा I छात्र पर्यायवाची शब्दों का प्रयोग समझ सकेंगे I छात्रों में दया व परोपकार की भावना का विकास होगा I दूसरों की मदद के लिए अपनी उपयोग में न आने वाली वस्तुओं का दान करना सीखेंगे I छात्रों में लेखन कौशल का विकास होगा I छात्रों में पठन व पाठन कौशल का विकास होगा I छात्रों में रचनात्मक कौशल का विकास होगा I |
| To Do | पाठ 12 को पढ़ेंगे व पर्यायवाची शब्दों का अभ्यास करेंगे I |
| कक्षा कार्य | <ul style="list-style-type: none"> श्रुतभाव ग्रहण गतिविधि करवाई जाएगी I पर्यायवाची शब्दों का सरलीकरण कर उदाहरण लिखवाए जाएँगे I पाठ 12 पठन-पाठन व सरलीकरण I पाठ 12 आधारित अभ्यास I पाठ-12 आधारित लिखित प्रश्न उत्तर I पाठ -12 आधारित श्रुतलेख कार्य I |
| गृहकार्य | <ul style="list-style-type: none"> कार्यपत्रिका 19 ,20 का सरलीकरण I मूल्यपरक प्रश्न <p>क) आप पन्ने न फाड़ने का सन्देश देने के लिए क्या -क्या करेंगे ?</p> |

| Mathematics | |
|--|--|
| Concept: | Chapter 8: Factors and Multiples |
| What will I learn? | <ul style="list-style-type: none"> • Prime and Composite Numbers • Prime Factorization by Factor Tree Method and Division Method • Common Factors |
| To Read & Understand: | <ul style="list-style-type: none"> • Read page no. 77-84 |
| Activity: | <ul style="list-style-type: none"> • Bring Bindis/Stickers and A-4 sheet for the activity |
| To Do: | |
| CA: | <ul style="list-style-type: none"> • Ex 30: Q11(in book), Q12, Q13, Q14 • Ex 31: Q1, Q2, Q3, Q4, Q5, Q7, Q12, Q13(c, d) • Ex 32: Q4(a, b) Q5(a, c, d) |
| HA: | <ul style="list-style-type: none"> • Ex 30: Q9, Q10 • Ex 31: Q6, Q8, Q9, Q10, Q11 • Ex 32: Q5(b, e) • Revise Prime and Composite Numbers |
| EVS (Science) | |
| Concept: | Chapter 5(: Different types of Birds) |
| What will I learn? | <ul style="list-style-type: none"> • Types of beak • Types & function of beak & claws. • Nest of birds |
| To Read & Understand: | Chapter 5 |
| To Do: | <ul style="list-style-type: none"> • Explanation of the chapter • Text book exercise • Question answers |
| CA: | <ul style="list-style-type: none"> • Discussion & explanation of the concept. |
| HA: | <ul style="list-style-type: none"> • Read chapter 5 |
| EVS (Social Science) | |
| Note: - Social Science Class Test - 20/09/2022 Tuesday Revise the following chapters for the test:- <ul style="list-style-type: none"> • Local Self-Government • Lesson 9 - Eating with Everyone • Lesson 18 - My Idea of Fun | |

| | |
|--------------------|---|
| Concept: | The Western Desert (Cont...) |
| What will I learn? | <ul style="list-style-type: none"> • The Western Desert • Life of the People |
| To Discuss: | <ul style="list-style-type: none"> • The region gets little or no rainfall. Due to lack of rainfall, there is very little water in the desert. There are a few streams in the desert but they remain mostly dry. In some places, underground water comes up to the surface to form a pool. Such a place is called an oasis. • Date palms, keekars and babuls grow in oases. The land is quite fertile. Therefore, people prefer to settle near an oasis. Since most of the desert region is hot and dry, vegetation is quite scattered. Shrubs and thorny plants that need very little water to grow are found here. • DID YOU KNOW? Khejri is a thorny tree that can grow in harsh climate. The wood of this tree is used to build houses and as a fuel for cooking. • Hot and dry winds blow during the daytime. They carry large amounts of sand with them. At some places, small hills called sand dunes are formed due to this. The sand dunes do not remain in the same place, and are shifted around by the wind. • The camel is a very useful animal in the desert. Some of the features that make camels ideally suited to living in a desert are: <ul style="list-style-type: none"> • A camel can bear the extreme temperatures in the desert. • It can survive without food or water for several days. A camel's hump is used to store food. • It can also walk easily on sand, because of its large, padded feet. • The camel is an important means of transportation in the desert. This is why it is also known as the 'ship of the desert'. • People usually travel in the desert on camels or camel carts. • They also use camels to carry loads, plough fields and draw water from the wells. |
| CA: | <ul style="list-style-type: none"> • Explanation of the chapter |
| HA: | |

| ICT | |
|-----------------------|---|
| Concept: | Topic 5: More Fun with LOGO |
| What will I learn? | <ul style="list-style-type: none"> • Revise the primitives in MSW LOGO • Learn to perform mathematical commands |
| To Read & Understand: | <ul style="list-style-type: none"> • Read the content in Google Classroom (GCR Code: qsznyxv) Slide # 1-10 |
| To Do: | |
| CA: | <ul style="list-style-type: none"> • Practice of the LOGO commands |
| HA: | <ul style="list-style-type: none"> • Making of basic shapes; Lines, Square, Triangle etc. |



Salwan Public School Gurugram

(Session 2022-23)
Home Learning Plan
Class V (12 SEP-17 SEP)

**Dear Parent
Greetings!**

Please refer to the Event Planner for Holidays and Activities planned for the month.

| English | |
|----------------------------------|--|
| Concept: | <ul style="list-style-type: none"> • The Tale of Custard, the Dragon (Contd.) • Grammar- Articles • Worksheet- Story Building |
| What will I learn? | <ul style="list-style-type: none"> • To understand the types of articles- Definite and indefinite Articles and apply them correctly in grammatical context. • To understand the key elements of a story and use different types of prompts for creating stories. |
| To Read & Understand: | <ul style="list-style-type: none"> • Grammar Book- Page no. 81, 82 and 83 |
| To Do: | |
| CA: | <ul style="list-style-type: none"> • Question- Answers of the poem. • Articles Ex. A,B, C and D • Worksheet 32(Articles) • Worksheet 33(Story Building) |
| HA: | <ul style="list-style-type: none"> • Worksheet 34(Story Building) |
| Hindi | |
| विषय: | हिंदी |
| उपविषय | <ul style="list-style-type: none"> • पाठ -3 संभव की भूल |
| शिक्षण उद्देश्य | <ul style="list-style-type: none"> • छात्रों को खान -पान के प्रति सचेत करना । • पौष्टिक खाना कौन -सा होता है ?इसके बारे में चर्चा करना । |

| | |
|---|---|
| | <ul style="list-style-type: none"> छात्रों के श्रवण ,पठन ,वाचन और लेखन कौशल का विकास करना । |
| TO DO | <ul style="list-style-type: none"> पाठ-3 पढ़ें । |
| कक्षा कार्य | <ul style="list-style-type: none"> पाठ -3 संभव की भूल पाठ पठन और चर्चा पाठ -3वाक्य निर्माण । पाठ -3पठित पद्यांश पाठ -3श्रुतलेख पाठ -3पाठ संबंधित अभ्यास कार्य |
| गृहकार्य | ‘संतुलित आहार हमारे स्वस्थ जीवन का आधार’ विषय पर 80-90 शब्दों का अनुच्छेद व्याकरण की कॉपी में लिखिए । |
| Mathematics | |
| Note: Mathematics Class Test- 20th September 2022 Revise: <ul style="list-style-type: none"> Chapter 4 - Multiplication & Division Chapter 5 - Factors and Multiples | |
| Concept: | Common Fraction |
| What will I learn? | <ul style="list-style-type: none"> Addition & Subtraction of Fractions Recapitulations |
| To Read & Understand: | Pg 64-67 |
| To Do: | |
| CA: | <ul style="list-style-type: none"> Exercise 27-Q2,5,8,10 & 13 Exercise 27-Q17,19, 22 & 24 Exercise 28- Q1,3,7,9,11 & 13 Exercise 28- Q12,14,16,18,& 20 Worksheet pg 22,23,24 & 26 Recapitulation for class Test |
| HA: | <ul style="list-style-type: none"> Worksheet pg 25 & 27 Revise: Chapter 4 - Multiplication & Division Chapter 5 - Factors and Multiples |

| EVS (Science) | |
|----------------------------------|--|
| Concept: | Worksheet (22-26) |
| What will I learn? | <ul style="list-style-type: none"> • Food and Health(Nutrients) • Food and Health (Diseases) • Animals and their lifestyles (Adaptations) • Animals and their lifestyles (Feeding habits in different animals) • Animals and their lifestyles (Movement in Different Animals) |
| To Read & Understand: | Keynotes from the worksheet as per the topic |
| To Do: | Worksheets |
| CA: | Worksheets will be discussed in the class |
| HA: | <ul style="list-style-type: none"> • Do Worksheet page 46- Let us explore • Do Worksheet page 49- Colour the picture with pencil colours |
| EVS (Social Science) | |
| Concept: | Greenland - The Land of Snow |
| What will I learn? | <ul style="list-style-type: none"> • Natural Resources and Industries • Agriculture • Transport • Life of People |
| To Read & Understand: | <p>Natural Resources and Industries Deposits of coal, diamonds, and many metals including silver, nickel, platinum, copper, iron, and uranium are known to exist, but due to climatic conditions they have not yet been utilised.</p> <p>Agriculture Only about 1% of land is suitable for growing crop. The main crop grown here is potato but that too is much less than the requirement. Some crops like apples, strawberries, broccoli, cauliflower, cabbage, and carrots have also been recently introduced. Hence, agriculture is of little importance in Greenland.</p> <p>Transport Greenland has no railways, no inland waterways, and virtually no roads between towns. There are no roads between settlements, only within them and around them. Air travel is a popular mode of travel.</p> |

| | |
|-----------------------|---|
| | Life of the People Greenland has a very small population. Most of the people live in the coastal areas. The original inhabitants of the island called Inuits. The Inuits are hard-working, cheerful and hospitable people. Over the past few years, the lifestyle of Inuits has changed. Many have begun living in modern houses built of wood or stones. |
| To Do: | |
| CA: | <ul style="list-style-type: none"> • Explanation and discussion • Written Work • Worksheet Pages |
| HA: | Read the concepts |
| ICT | |
| Concept: | Introduction to Google Slides |
| What will I learn? | <ul style="list-style-type: none"> • Adding and Editing Content in Google slides • Presenting Google Slides • Sharing Google slides |
| To Read & Understand: | To read Slide no 6 -9 of Introduction to Google Slides |
| CA: | Create a presentation on SDG Goals using Google Slides |