









SALWAN PUBLIC SCHOOL
CLASS - NURSERY
Weekly Planning
29th August 2022- 2nd September 2022

<p>29th August 2022 (Monday)</p>	<p>Literacy II (Hindi)</p> <ul style="list-style-type: none"> • Introduction of अक्षर 'ट' दिए गए चित्रों में रंग भरें • Language Development • Aesthetic Development 	<p>EVS</p> <ul style="list-style-type: none"> • Recapitulation of different fruits • Worksheet -Draw and colour different fruits. • Language Development • Aesthetic Development 
<p>30th August 2022 (Tuesday)</p>	<p>Pre-Number Concept</p> <ul style="list-style-type: none"> • Recap of Long and Short (Worksheet Pg. 51) • Cognitive Development 	<p>Ganesh Chaturthi</p> <ul style="list-style-type: none"> • Activity - Sand Painting • Aesthetic Development 
<p>31st August 2022 (Wednesday)</p>	<p>Literacy I (English)</p> <ul style="list-style-type: none"> • Recap of letter 'a' (in notebook) • Physical Development • Language Development 	<p>Colours of Joy</p> <ul style="list-style-type: none"> • Leaves on the tree (Page 29) • Colour within the outline of a picture • Aesthetic Development <p>Rhyme</p> <ul style="list-style-type: none"> • वाह जी टमाटर Rhyme with actions  

		<ul style="list-style-type: none"> • Language Development • Aesthetic Development • Physical Development
1st September 2022 (Thursday)	Literacy II (Hindi): <ul style="list-style-type: none"> • Recap of अक्षर 'ट' (Worksheet Pg.35) • ट से टमाटर में रंग भरे और चित्र बनाएं I • Language Development 	<p style="text-align: center;">Evs</p> <p>Nature walk (Students will collect twigs) Free hand drawing of a flower Students will paste twig</p>
2nd September 2022 (Friday)	<p>Numeracy</p> <p>Introduction to number 2 (worksheet) followed by an activity (hop two times) Colour the pictures</p> <ul style="list-style-type: none"> • Language Development • Physical Development 	<p style="text-align: center;">Evs</p> <ul style="list-style-type: none"> • Things we get from plants. General discussion on things we get from plants and (Worksheet Pg. 6) • Language Development • Cognitive Development • Physical Development



- **Festival:**
Ganesh Chaturthi
- **Dance:** Preparing dance for Teacher's Day
- **Assembly:** Based on theme (Plants) every Tuesday
- **Activity Lab:** Once a week section wise
- **Group Activity:** Things we get from plants



Salwan Public School
Gurugram

SALWAN PUBLIC SCHOOL
CLASS-KG
Weekly Planning 29th August- 2nd September 2022

<p>August 29, 2022 (Monday)</p>	<p>Literacy II (Hindi)</p> <ul style="list-style-type: none"> अक्षर 'य' का परिचय व्यंजन गीत <p>Literacy I (English)</p> <ul style="list-style-type: none"> Introduction to vowel 'e' joining words <p>Areas of Development: Language Development Physical Development Cognitive Development Aesthetic Development</p>	<p>EVS</p> <ul style="list-style-type: none"> Seeds Workbook Pg 57 <p>Seed Song: https://youtu.be/ium5V4FYcP0 https://youtu.be/cRhGOdqWIIo</p> <p>Areas of Development: Aesthetic Development Physical Development Socio-emotional Development</p> 
<p>August 30, 2022 (Tuesday)</p>	<p>Literacy I (English)</p> <ul style="list-style-type: none"> 'et' CVC words <p>Numeracy:</p> <ul style="list-style-type: none"> Introduction to 'Number 16' Quantification <p>Areas of Development: Language Development Physical Development Cognitive Development Aesthetic Development</p>	<p>Art/Craft</p> <ul style="list-style-type: none"> Ganesh Chaturthi Celebration Paper Craft <p>https://youtu.be/KzDzZs4sWkc</p> <p>Areas of Development: Aesthetic Development Physical Development Socio-emotional Development</p> 

<p>August 31, 2022 (Wednesday)</p>	<p>Literacy I (English)</p> <ul style="list-style-type: none"> • ‘ed’ CVC words <p>Literacy II (Hindi)</p> <ul style="list-style-type: none"> • अक्षर ‘र’ का परिचय • व्यंजन गीत <p>Areas of Development: Language Development Physical Development Cognitive Development Aesthetic Development</p>	<p>EVS</p> <ul style="list-style-type: none"> • Leaf Printing • Workbook Pg 58  <p>Areas of Development: Aesthetic Development Physical Development Socio-emotional Development</p>
<p>September 1, 2022 (Thursday)</p>	<p>Literacy I (English)</p> <ul style="list-style-type: none"> • ‘en’ CVC words <p>Numeracy:</p> <ul style="list-style-type: none"> • Introduction to number ‘17’ • Quantification • Pre number concept ‘Long & Short’ <p>Areas of Development: Language Development Physical Development Cognitive Development Aesthetic Development</p>	<p>Music</p> <p>https://youtu.be/xGekoLk5FZ4</p>  <p>Areas of Development: Language Development Physical Development Cognitive Development Aesthetic Development</p>

Gurugram

September 2, 2022
(Friday)

Literacy I (English)

- 'eg' CVC words

Literacy II (Hindi)

- अक्षर 'ल' का परिचय
- व्यंजन गीत

Areas of Development: Language Development
Physical Development
Cognitive Development
Aesthetic Development

EVS

- Things we get from plants
- Workbook Pg 59



Areas of Development: Aesthetic Development
Physical Development
Socio-emotional Development
Cognitive Development

SERVICE BEFORE SELF

Salwan Public School

Gurugram



Week –I
August 29, 2022 – September 3, 2022

Date/Day	CA	HA
August 29, 2022 (Monday)	<p>English- Revising ‘Describing words’ through a video. Grammar book page number 44.</p> <p>Hindi-</p> <ul style="list-style-type: none"> • वाद्य यंत्रों की पुनरावृत्ति • एक और अनेक में अंतर बताते हुए विचार विमर्श करना। <p>Mathematics-Textbook page no 57.</p> <p>EVS- Discussion on Precautions to be taken during the Rainy season.</p>	<p>Mathematics-Complete textbook page no 57.</p> <p>English- Revise dictation words for a dictation on 31-8-2022.</p>
August 30, 2022 (Tuesday)	<p>English- Grammar book page number 45 and reading page number 46.</p> <p>Hindi- एक और अनेक में अंतर बताते हुए कॉपी में वचन लिखवाना।</p> <p>Mathematics-Introduction of shapes through an activity.</p>	<p>Hindi-</p> <ul style="list-style-type: none"> • अभ्यास पत्रिका- 24 • कॉपी में करवाए गए विपरीत शब्द नाम याद करें। <p>08.09.2022 को अध्यापिका कक्षा में पूछेंगी।</p>

	EVS- Activity TELL ME MORE -Introduction of Different types of Animals and pg no 88 in book.	EVS- Draw/ make any one pet animal and one bird using dry leaves.
August 31, 2022 (Wednesday)	English- Dictation Hindi- अपठित गद्यांश परिचय व अभ्यास Mathematics- Textbook page no. 106. EVS- Reading of Ch-19 The World of Animals pg no. 84-87.	Mathematics- Textbook page no. 107.
September 1, 2022 (Thursday)	English- Grammar book page number 46-part A and 47. Hindi- पठन गतिविधि (अ से ऊ मात्रा संबंधित किसी भी पाठ से) Mathematics- Shapes with origami sheets. EVS- Reading of Ch-19 The World of Animals pg no.89 and book exercise part A and B.	English- Grammar book page number 47 B and 48 B.
September 2, 2022 (Friday)	English- Grammar book page number 47 part A. Hindi- पठन गतिविधि (अ से ऊ मात्रा संबंधित किसी भी पाठ से) Mathematics- Worksheet page no. 40 EVS- Ch-19 The World of Animals textbook exercise part C, D and E.	Mathematics- Worksheet page no. 41
September 3, 2022 (Saturday)	English- Grammar book page number 5 and 6 Hindi- अभ्यास पत्र-1 पाठ्य पुस्तक में व पृष्ठ सं-43 विचार विमर्श Mathematics- Worksheet page no. 42	English- Grammar book page number 4 EVS- Do the work in EVS notebook. Animals and their home. 1. dog-kennel 2. fish-water

	EVS- Notebook work.	3. rabbit-burrow 4. horse-stable 5. hen-coop 6. bird-nest 7. lion-den 8. cow-shed 9. snake- hole 10. monkey-tree
GK	Worksheet 9	-----
ICT	MS Paint Conti... <ul style="list-style-type: none"> ● Use of technology to enhance creativity ● Learning about MS Paint tools – Line and Circle, triangle, and brush and pencil tool to draw different shapes. ● Hands-on practice to draw animal figures using various tools of MS Paint. 	Practice MS Paint

Regards
Team SPS



Salwan Public School, Gurugram

Grade II

Week - 1

August 29, 2022 – September 3, 2022

Date/Day	CA	Concept Revision
August 29, 2022 (Monday)	<p>Mathematics: Subtraction word problems in Math workbook.</p> <p>English: Rule no. 6 for the plural words will be done in the Grammar Notebook.</p> <p>हिंदी : विलोम पुनरावृत्ति (वर्कबुक पेज 33 याद करें आदि) एक वचन और बहुवचन लेखन notebook.</p> <p>EVS: Vocabulary Ch-18 The World of Animals in the notebook.</p>	<p>Mathematics- Pg 38 in Math workbook.</p>
August 30, 2022 (Tuesday)	<p>Mathematics: Addition and Subtraction of 3 digit numbers with regrouping in Math notebook.</p> <p>English: Mixed bag exercise of words will be done in the Grammar Notebook focussing the rules.</p> <p>हिंदी : चित्र वर्णन Workbook. Worksheet No-32</p> <p>EVS: Worksheet No-18 & 19 in the EVS Workbook.</p>	<p>Hindi- https://youtu.be/68JOgtt15Zs</p> <p>(शेर और चूहा कहानी देखें कहानी से क्या सीख मिलती है ROUGH कॉपी में लिखें) वर्क बुक अभ्यास पत्रिका -41, चित्र वर्णन पूरा करें।</p> <p>EVS- Revise Ch-18 from EVS Textbook including the exercise questions.</p>
August 31, 2022 (Wednesday)	<p>Mathematics: Checking subtraction with addition in Math workbook.</p> <p>English: Attempt page 21, 22 in Tune into Grammar book.</p> <p>हिंदी : पाठ -1 ('कौन सिखाता' कविता याद करें) कविता वाचन -समूह गतिविधि</p>	<p>Mathematics- Pg 69 in Math textbook.</p>

	EVS: Worksheet No-20 in the EVS Workbook.	
September 1, 2022 (Thursday)	<p>Mathematics: Solving Addition and subtraction questions in Math workbook</p> <p>English: Attempt page 23, 24 in Tune into Grammar book.</p> <p>हिंदी : पाठ पठन (कबूतर और मधुमक्खियाँ)</p> <p>EVS: Notebook work related to the Ch-18, The World of Animals.</p>	English- Attempt page 25, 22 in Tune into Grammar book.
September 2, 2022 (Friday)	<p>Mathematics: Mental math problems in Math textbook.</p> <p>English: Attempt W/S- 20 in English Workbook.</p> <p>हिंदी : पुस्तक अभ्यास (प्रश्न - उत्तर)</p> <p>EVS: Revisiting the Concept Orally.(Ch-18, The World of Animals)</p>	Mathematics- Pg 68 (f -t) in Math textbook.
September 3, 2022 (Saturday)	<p>Mathematics: Subtraction on Number line in Math textbook.</p> <p>English: : Attempt W/S- 21 in English Workbook.</p> <p>हिंदी : कठिन शब्द , शब्दार्थ लेखन (notebook).</p> <p>EVS: Introduction to the Ch-19, Animals are Useful</p>	<p>EVS- Revise Ch-18 from EVS Workbook and notebook. Revision of Ch-18 The World of Animals on Tuesday Sept 6, 2022.</p> <p>Some suggested questions are attached in the link from Chapter-18 for practice at home (not to be done in notebook).</p> <p>https://drive.google.com/file/d/1z3bjUE5FOFA67gnBYp3zfpk4fKkY-ktR/view?usp=drivesdk</p>
GK	<ul style="list-style-type: none"> ● Revise the worksheets done 	
ICT	<p>WordPad</p> <ul style="list-style-type: none"> ● Students will learn how to: <ul style="list-style-type: none"> - Change text colour and Size - Copy and Cut text - Save your work <p>Getting started with Paint</p> <p>Components of Paint Screen:- Quick Access toolbar, Ribbon, Paint menu, Drawing Area, Status bar</p>	<p>Homework:</p> <p>Open your English Textbook. Write your favourite poem in WordPad. Make it more attractive by changing the text colour. The title and poet's name should be in a bigger font size. Save the file with the name 'Poem'.</p>



Salwan Public School Gurugram

(Session 2022-23)

Home Learning Plan

Class III (29 AUG-3 SEP)

Dear Parent
Greetings!

Please refer to the Event Planner for Holidays and Activities planned for the month.

English	
Concept:	Recapitulation of topics covered so far through worksheets : Creative Expressions - Reading Comprehension, Poetry Comprehension, Diary Entry. Grammar - Adjectives, Nouns ,Pronouns
What will I learn?	<ul style="list-style-type: none">• Read the given passage. Read the questions that follow and identify the clue words.• Read the passage again and mark the clue words to find the answer.• In case there is no heading or topic, look for repeated ideas /sentences to hunt for the main idea• To be able to interpret the meaning of related questions based on the topics covered in Unit 2.
To Read & Understand:	
To Do:	
CA:	
Day 1	<ul style="list-style-type: none">• Recap of pronouns and related worksheets Worksheet 13
Day 2	<ul style="list-style-type: none">• Recap of adjectives and related worksheets Worksheet 19,20
Day 3	<ul style="list-style-type: none">• Recap of nouns and related worksheet no. 11
Day 4	<ul style="list-style-type: none">• Poem Comprehension Worksheet 7

Day 5	<ul style="list-style-type: none"> Reading Comprehension pg 19, Worksheet 14 from Worksheets and oral recap of literature Worksheet 17
Day 6	<ul style="list-style-type: none"> Checking of Worksheets
HA:	<ul style="list-style-type: none"> Revision to be done from the Grammar Book on the related topics.
Hindi	
<p>NOTE - Hindi Class Test - 6th September Revise following topics अपठित गद्यांश साहित्य -</p> <ul style="list-style-type: none"> पाठ 16- डामन और पिथियस (सम्पूर्ण अभ्यास सहित) पाठ 7 -पेड़ और पौधे (कविता) (सम्पूर्ण अभ्यास सहित) <p>व्याकरण -</p> <ul style="list-style-type: none"> सर्वनाम लिंग <p>रचनात्मक लेखन -</p> <ul style="list-style-type: none"> चित्र वर्णन 	
पाठ:	<ul style="list-style-type: none"> कार्यपत्रिका पुनरावृत्ति
शिक्षण उद्देश्य	<ul style="list-style-type: none"> विषय के प्रति रुचि उत्पन्न करते हुए भाषा का विकास करना । छात्रों में शब्द कोष में वृद्धि करना । श्रवण ,पठन ,वाचन और लेखन कौशल का विकास करना । छात्रों को पढ़ाए गए विषयों की पुनरावृत्ति करवाई जाएगी । छात्रों को भाषायी कौशल के जाँच हेतु श्रुतभावग्रहण गतिविधि करवाई जाएगी
To Do	<ul style="list-style-type: none"> श्रुतभावग्रहण गतिविधि पुनरावृत्ति कक्षा गतिविधि लेखन पुस्तिका निरीक्षण गृहकार्य
कक्षा कार्य	
Day 1	<ul style="list-style-type: none"> श्रुतभावग्रहण गतिविधि करवाई जाएगी
Day 2	<ul style="list-style-type: none"> पुनरावृत्ति (कार्यपत्रिका -19)करवाई जाएगी

Day 3	<ul style="list-style-type: none"> पुनरावृत्ति (कार्यपत्रिका -30)करवाई जाएगी
Day 4	<ul style="list-style-type: none"> कक्षा गतिविधि
Day 5	<ul style="list-style-type: none"> मौखिक चर्चा करते हुए लेखन पुस्तिका का निरीक्षण किया जाएगा
Day 6	<ul style="list-style-type: none"> मौखिक चर्चा करते हुए लेखन पुस्तिका का निरीक्षण किया जाएगा
गृहकार्य	<ul style="list-style-type: none"> छात्रों को A4 शीट पेपर में चित्र के माध्यम से कहानी की रचना करेंगे (शीर्षक -मेरा मनपसंद पशु)
Mathematics	
Concept:	Multiplication
What will I learn?	Multiplication of 3 digit with 1-digit number
To Read & Understand:	<ul style="list-style-type: none"> Multiplication with regrouping.
To Do:	<ul style="list-style-type: none">
CA:	
Day 1	<ul style="list-style-type: none"> Ex 26 Q8 to Q12
Day 2	<ul style="list-style-type: none"> Lattice Multiplication
Day 3	<ul style="list-style-type: none"> Ex 27 in notebook
Day 4	<ul style="list-style-type: none"> Ex 28 Q1 to Q4
Day 5	<ul style="list-style-type: none"> Ex 28 Q5 to Q7
Day 6	<ul style="list-style-type: none"> Practice questions on Multiplication
HA:	<ul style="list-style-type: none"> Ex-25 Q9 to Q15 in textbook Ex 26 Q1 to Q7 in textbook Revise tables
EVS (Science)	
Concept:	Sources of food
What will I learn?	<ul style="list-style-type: none"> Students will learn the importance of food, concept of balanced diet, nutrients and their functions. They will also learn about the food that we get from plants and animals They will be able to understand the cultural diversity in our food
To Read & Understand:	<ul style="list-style-type: none"> Page no. 59-63

To Do:	<ul style="list-style-type: none"> • Make a list of different food items that are prepared in your household.
CA:	<ul style="list-style-type: none"> • Introduction to the lesson along with its thorough explanation will be done.
HA	<ul style="list-style-type: none"> • Read the lesson well. • Watch this video: https://youtu.be/8hJH9MYZO50
ICT	
Concept:	<ul style="list-style-type: none"> • Coding in MSW LOGO Conti...
What will I learn?	<ul style="list-style-type: none"> • The concept of algorithms and coding
To Read & Understand:	<ul style="list-style-type: none"> • The concept of MSW LOGO
To Do:	<ul style="list-style-type: none"> • Use of LOGO commands conti..FD, RT,LT,CS, PU, PD, CT
CA:	
Day 1	<ul style="list-style-type: none"> • Learning to draw shapes using LOGO commands
Day 2	Practical :Hands on practice to use MS LOGO Commands.



Salwan Public School Gurugram

(Session 2022-23)

Home Learning Plan

Class IV (29 AUG-3 SEP)

**Dear Parent
Greetings!**

Please refer to the Event Planner for Holidays and Activities planned for the month.

English	
Concept:	Poem- Pizza Surprise, Grammar - Articles
What will I learn?	<ul style="list-style-type: none">• Appreciate the beauty of the poem.• Read the poem aloud with proper rhythm and intonation.• Comprehend the theme , central idea and moral of the poem.• Understand the mood, imagination and style of the poet.• Locate the unfamiliar words from the dictionary.• Enrich my vocabulary by using new words in verbal and written communication.• Define an article .• Identify definite and indefinite article.• Understand the correct usage of articles in a sentence.• Choose a proper type of article for a given noun.
To Read & Understand:	Reading and explanation of the Poem - Pizza Surprise Pages (117 -118). Introduction to Articles through 'Newspaper Activity .' Reading and explanation of Indefinite Articles Pages (68-69). Reading and explanation of Definite Article Pages (70-71).
To Do:	Newspaper Activity -Articles- Circle both definite and indefinite articles in the given newspaper article and paste it in the notebook.
CA:	<ul style="list-style-type: none">• Textual exercises based on the Poem -Pizza Surprise given on pages (119-120) to be done along with active participation of learners in the class.

	<ul style="list-style-type: none"> • Frame sentences with the following words based on the Poem -Pizza Surprise in the notebook:- <ol style="list-style-type: none"> 1. jogged 2. stray • Question/Answers of the poem will be done in the class and children will write the answers independently in the Literature notebook. • Book exercises given on page 72 (A,B) based on Indefinite Articles will be done with the help of discussion method. • Book exercises given on page 73 (A,B and C) based on Articles will be done along with an interactive session. • Book exercises given on page 74 (D) will be done by learners independently in the English Grammar notebook.
HA:	<ul style="list-style-type: none"> • Worksheet -25 based on Articles. • Worksheet 26 (Reading Comprehension for practice) • Worksheet 17 (Reading Comprehension for practice). • Read the Poem -Pizza Surprise and frame sentences with the following words in the notebook:- <ol style="list-style-type: none"> 1.fate 2. mess
Hindi	
विषय:	व्याकरण वृक्ष
पाठ:	<ul style="list-style-type: none"> • पत्र-लेखन (अनौपचारिक पत्र ,काल)
शिक्षण उद्देश्य	<ul style="list-style-type: none"> • छात्र पत्रों के महत्व को समझ सकेंगे । • छात्र पत्रों का प्रयोग जान सकेंगे । • छात्र पत्र लिख सकेंगे । • छात्र काल के विभिन्न रूपों से परिचित होंगे । • छात्रों में लेखन कौशल का विकास होगा । • छात्रों में रचनात्मक कौशल का विकास होगा ।
To Do	<ul style="list-style-type: none"> • पत्र का प्रारूप समझकर पत्र लेखन करेंगे ।

कक्षा कार्य	<ul style="list-style-type: none"> पत्रों के महत्व पर चर्चा, (पुराने ज़माने में लोग किस प्रकार सन्देश भेजते थे?/आज हम किस प्रकार सन्देश भेजते हैं?आप को संचार का कौन सा माध्यम पसंद है और क्यों?) पत्रों के प्रकार से परिचित करवाया जाएगा । अनौपचारिक पत्र का प्रारूप लेखन कार्यपत्रिका 27,28 पेज 52,54 का सरलीकरण । उत्तर पुस्तिका निरीक्षण कार्य काल से परिचय ।
गृहकार्य	<ul style="list-style-type: none"> नानी जी को उनके जन्मदिन पर शुभकामनाएँ देते हुए पत्र लिखिए ।

Mathematics

Note:

Maths Class Test - 6th September 2022

Revise

Chapter 5- Subtraction(Till Ex 14)

Chapter 6 - Multiplication(Till Ex 21)

Chapter 7 - Division(Till Ex 27)

Concept:	Chapter 17: Patterns Chapter 8: Factors and Multiples
What will I learn?	<ul style="list-style-type: none"> Patterns in Multiplication and Division Introduction to Divisibility Rules
To Read & Understand:	<ul style="list-style-type: none"> Read page no. 79-81
Activity:	<ul style="list-style-type: none"> Activity on Divisibility Rules <p>Material Required - A3 sheet and coloured pens</p>
To Do:	
CA:	<ul style="list-style-type: none"> Ex 77 Q3(b,c) Q5, Q6, Q7 Divisibility Rules of 2, 3, 9 Divisibility Rules of 4, 5, 10 Ex 32 (Q1 b, c, d), Q2(b, c, d) Revision for class test

HA:	<ul style="list-style-type: none"> • Ex 77 Q3(d) , Q4 • Revise divisibility rules • Ex 32 Q1(a), Q2(a) • Revise for class test
EVS (Science)	
Concept:	Worksheets(13- 17)
What will I learn?	Recap of following topics: <ul style="list-style-type: none"> • Photosynthesis • Leaf - the Food Factory • Functions of root and stem • Presence of starch in leaf • Food chain
To Read & Understand:	Keynotes from the worksheet as per the topic
To Do:	<ul style="list-style-type: none"> • Worksheets & demonstration of presence of starch in food by the teacher.
CA:	<ul style="list-style-type: none"> • Worksheets will be discussed in the class.
HA:	<ul style="list-style-type: none"> • Revise chapter - 3 from the textbook.
EVS (Social Science)	
Concept:	<ul style="list-style-type: none"> • The Northern Plains
What will I learn?	<ul style="list-style-type: none"> • The Northern Plains • Life of the People
To Discuss:	<p>THE NORTHERN PLAINS</p> <ul style="list-style-type: none"> • The Northern Plains are located to the south of the Himalayas. This region is flat and extends from Punjab in the west to Assam in the east. A number of Himalayan rivers such as the Ganga, Brahmaputra, Indus and Satluj flow through the Northern Plains. The waters of these rivers carry very fine soil called alluvium and deposit it along the river banks. Since alluvial soil is ideal for growing crops, it has made the Northern Plains very fertile. • As the rivers flow through the plains, they are joined by a number of smaller rivers or streams called tributaries. The area watered by a river along with its tributaries is called a river basin. <p>LIFE IN THE NORTHERN PLAINS</p>

	<ul style="list-style-type: none"> The Northern Plains cover the states of Punjab, Haryana, Delhi, Uttar Pradesh, Bihar, parts of Jharkhand, West Bengal and Assam. The plains formed by the Ganga and Brahmaputra rivers also extend into the state of Tripura.
CA:	<ul style="list-style-type: none"> Explanation of the Chapter
HA:	<ul style="list-style-type: none"> Speaking Activity: Prepare 5-10 lines about any one of the states of Northern Plains of India and present it in the class using light props/costume. You may choose to discuss the state's monuments/folk dance/folk music/festival or any other speciality.
ICT	
Concept:	Chapter-4 Inserting Images in Google docs
What will I learn?	<ul style="list-style-type: none"> Inserting images in Google docs from computer & Web Inserting tables in Google docs
To Read & Understand:	<ul style="list-style-type: none"> Read the content uploaded in Google Classroom (Slide #1-9) (Code: qsznyxv)
To Do:	<ul style="list-style-type: none"> Demo and explanation of the sub topics mentioned above
CA:	<ul style="list-style-type: none"> Practical Activity: Prepare a list of moral values and insert the related pictures.
HA:	<ul style="list-style-type: none"> Google Quiz (Chapter 3) in Google Classroom



Salwan Public School Gurugram

(Session 2022-23)

Home Learning Plan

Class V (29 AUG-3 SEP)

**Dear Parent
Greetings!**

Please refer to the Event Planner for Holidays and Activities planned for the month.

English	
Concept:	<ul style="list-style-type: none">• Autobiography Writing (Continued)• A Feast for the Rats(L-5)
What will I learn?	<ul style="list-style-type: none">• To understand the importance of being respectful to others.• To understand the importance of effective communication.• To be able to appreciate the fact that one must not judge a person without knowing him/ her.
To Read & Understand:	<ul style="list-style-type: none">• Read the lesson ‘ A Feast for the Rats’
To Do:	
CA:	<ul style="list-style-type: none">• Reading and explanation of the chapter.• Frame sentences, Textual exercises and question - answers of the chapter.• Role -play
HA:	<ul style="list-style-type: none">• Frame sentences• Read the chapter and prepare for dictation to be conducted on Friday (September 2, 2022)

NOTE

Hindi Class Test -6th September 2022

Revise

अपठित अवबोध :-

अपठित गद्यांश

साहित्य :-

- पाठ 8 वृक्ष कविता (सम्पूर्ण अभ्यास सहित)
- पाठ -13 ईदगाह (सम्पूर्ण अभ्यास सहित)

व्याकरण :-

- सर्वनाम उसके भेद
- विराम चिह्न
- क्रिया उसके भेद

रचनात्मक लेखन :-

- संवाद लेखन

विषय:	<ul style="list-style-type: none"> ● औपचारिक पत्र ● पाठ-10 सीढ़ीदार खेत(पठन जारी) ● वर्कशीट कार्य पत्रिका 14 से 17 तक
पाठ:	<ul style="list-style-type: none"> ● पाठ पठन के द्वारा शब्द भंडार में वृद्धि और नए शब्दों से परिचित होऊँगा। ● श्रवण ,पठन ,वाचन कौशल का विकास होगा। ● पठन के द्वारा सीढ़ीदार खेतों के प्राकृतिक सौन्दर्य एवं महत्त्व से अवगत कराना।
शिक्षण उद्देश्य	<ul style="list-style-type: none"> ● पाठ-10 सीढ़ीदार खेत पाठ पढ़े। ● औपचारिक पत्र व्याकरण की किताब से पढ़ें।
TO DO	<ul style="list-style-type: none"> ● पाठ-10 सीढ़ीदार खेत पठन छात्रों द्वारा ● औपचारिक पत्र वर्कशीट कार्य पत्रिका 14-15 ● वर्कशीट कार्य पत्रिका 16-17
कक्षा कार्य	<ul style="list-style-type: none"> ● अपने जन्मदिन पर अपने मित्र को आमंत्रित करते हुए पत्र लिखो।व्याकरण की कॉपी में

गृहकार्य	<ul style="list-style-type: none"> • औपचारिक पत्र • पाठ-10 सीढ़ीदार खेत(पठन जारी) • वर्कशीट कार्य पत्रिका 14 से 17 तक
Mathematics	
Concept:	Chapter 6-Fraction
What will I learn?	<ul style="list-style-type: none"> • HCF/LCM- Continued • Introduction- Fraction • Types of Fraction • Activity- Garland of fraction-Equivalent fraction
To Read & Understand:	<ul style="list-style-type: none"> • Pg.57-59 • Pg.60-61
To Do:	
CA:	<ul style="list-style-type: none"> • HCF/LCM- Continued • Introduction- Fraction • Types of Fraction • Exercise 24-Q1 to Q4 • Exercise 24-Q5-a,c; Q6-b,d; Q7-a,c; Q8-b,d; Q5-a,c • Activity- Garland of fraction-Equivalent fraction
HA:	Revise- <ul style="list-style-type: none"> • HCF & LCM for Subject Enrichment Activity
EVS (Science)	
Concept:	Chapter-9 (Pollution)
What will I learn?	<ul style="list-style-type: none"> • Measures to control pollution
To Read & Understand:	Chapter-9
To Do:	
CA:	<ul style="list-style-type: none"> • Chapter-9 Question Answers
HA:	Subject Enrichment Activity -Make a poster on ‘ Say no to Plastic’ in your Science notebook .
EVS (Social Science)	
Concept:	Democratic Republic of the Congo - The Land of Dense Forests

What will I learn?	<ul style="list-style-type: none"> • Flora and Fauna
To Read & Understand:	<ul style="list-style-type: none"> • Democratic Republic of the Congo - The Land of Dense Forests
To Do:	
CA:	<ul style="list-style-type: none"> • Written Work • Worksheet 16-18
HA:	<ul style="list-style-type: none"> • Revise the chapter
ICT	
Concept:	Softwares
What will I learn?	<ul style="list-style-type: none"> • Utility Software • Disk Defragmentation • Disk cleanup
To Read & Understand:	<ul style="list-style-type: none"> • Page 6 to 9 of the presentation shared in Google Classroom
To Do:	
CA:	<ul style="list-style-type: none"> • Create a PPT on Different types of Software(continue)
HA:	<ul style="list-style-type: none"> • Write an article in Google docs on Endangered animals and do the required formatting and share the link of the article.