

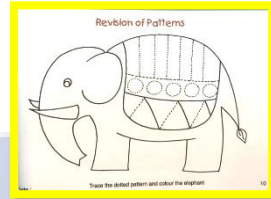


**SALWAN PUBLIC SCHOOL**  
**CLASS - NURSERY**  
**Weekly Planning**  
**25 July 2022- 29 July 2022**



<p><b>25 July 2022</b> <b>(Monday)</b></p>	<p><b>Literacy I (English):</b></p> <ul style="list-style-type: none"> <li>• Introduction to letter 'e'</li> <li>• Vocabulary building</li> <li>• <b>Language Development</b></li> <li>• <b>Cognitive development</b></li> </ul>	<p><b>EVS</b></p> <p>Draw the correct object in the box used by the community helpers. (Worksheet no.9)</p> <ul style="list-style-type: none"> <li>• <b>Language Development</b></li> <li>• <b>Aesthetic Development</b></li> </ul>
<p><b>26 July 2022</b> <b>(Tuesday)</b></p>	<p><b>Literacy I (English):</b> Recap of letter 'e' (Worksheet)</p> <ul style="list-style-type: none"> <li>• <b>Language Development</b></li> <li>• <b>Cognitive development</b></li> </ul>	<p><b>Shape</b></p> <p>Recap of Triangle shape (worksheet and activity) Do thumb printing within the outline of the triangle</p> <ul style="list-style-type: none"> <li>• <b>Language Development</b></li> <li>• <b>Aesthetic Development</b></li> <li>• <b>Physical Development</b></li> </ul> 
<p><b>27 July 2022</b> <b>(Wednesday)</b></p>	<p><b>Numeracy</b> Introduction to upward curve Trace on the dotted lines and make upward curve. (Worksheet)</p> <ul style="list-style-type: none"> <li>• <b>Cognitive Development</b></li> <li>• <b>Physical Development</b></li> </ul>	<p><b>Rhyme</b> Head, shoulder, Knees and toes</p> <ul style="list-style-type: none"> <li>• <b>Language Development</b></li> <li>• <b>Aesthetic Development</b></li> <li>• <b>Physical Development</b></li> </ul> 

<b>28 July 2022</b> <b>(Thursday)</b>	<p>Literacy II (Hindi): अक्षर छ की पहचान (Worksheet)</p> <p>चित्र को देखें एवं उसका वर्णन करें और रंग भरें   (Worksheet)</p> <ul style="list-style-type: none"> <li>• <b>Language Development</b></li> <li>• <b>Cognitive development</b></li> </ul>	<p><b>EVS</b></p> <p>Circle the things that we use during rainy season. Colour them (Worksheet No.12)</p> <ul style="list-style-type: none"> <li>• <b>Physical Development</b></li> <li>• <b>Aesthetic Development</b></li> </ul>
<b>29 July 2022</b> <b>(Friday)</b>	<p><b>Literacy I (English):</b> Introduction to letter 'f' (worksheet) Vocabulary building</p> <ul style="list-style-type: none"> <li>• <b>Language Development</b></li> <li>• <b>Cognitive development</b></li> </ul>	<p><b>Colours of Joy</b></p> <p>Trace the pattern and colour the picture</p> <ul style="list-style-type: none"> <li>• <b>Language Development</b></li> <li>• <b>Aesthetic Development</b></li> </ul> 

**Salwan Public School**  
**Gurugram**

**SALWAN PUBLIC SCHOOL**  
**CLASS-KG**  
**Weekly Planning 25<sup>th</sup> July-29<sup>th</sup> July 2022**

<p><b>July 25, 2022</b> (Monday)</p>	<p><b>Literacy 1 (English)</b></p> <ul style="list-style-type: none"> <li>• Introduction to letter 'w'</li> <li>• Letter 'w' story</li> <li>• Phonic sound &amp; action</li> <li>• Vocabulary</li> <li>• Writing</li> </ul> <p><b>Literacy II (Hindi)</b></p> <ul style="list-style-type: none"> <li>• अक्षर 'थ' का परिचय</li> <li>• अक्षर 'थ' की कहानी</li> <li>• व्यंजन गीत</li> <li>• अक्षर 'थ' की लिखावट</li> </ul> <p><b>Areas of Development:</b> Language Development  Physical Development  Cognitive Development  Aesthetic Development</p>	<p><b>EVS: Recap</b></p> <p><b>Worksheet Page No. 13, 14</b></p> <p><b>Picture Reading</b></p>  <p><b>Areas of Development:</b> Aesthetic Development  Physical Development  Socio-emotional Development</p>
<p><b>July 26, 2022</b> (Tuesday)</p>	<p><b>Literacy 1 (English)</b></p> <ul style="list-style-type: none"> <li>• Introduction to letter 'x'</li> <li>• Letter 'x' story</li> <li>• Phonic sound &amp; action</li> <li>• Vocabulary</li> <li>• Writing</li> </ul> <p><b>Literacy II (Hindi)</b></p> <ul style="list-style-type: none"> <li>• अक्षर 'द' का परिचय</li> <li>• अक्षर 'द' की कहानी</li> <li>• व्यंजन गीत</li> <li>• अक्षर 'द' की लिखावट</li> </ul> <p><b>Areas of Development:</b> Language Development  Physical Development  Cognitive Development  Aesthetic Development</p>	<p><b>EVS: Recap</b></p> <p><b>Worksheet Page No. 25, 26</b></p>  <p><b>Areas of Development:</b> Aesthetic Development  Physical Development  Socio-emotional Development</p>

<p><b>July 27, 2022</b> (Wednesday)</p>	<p><b>Literacy 1 (English)</b></p> <ul style="list-style-type: none"> <li>• Introduction to letter 'y'</li> <li>• Letter 'y' story</li> <li>• Phonic sound &amp; action</li> <li>• Vocabulary</li> <li>• Writing</li> </ul> <p><b>Numeracy:</b></p> <ul style="list-style-type: none"> <li>• Recap Numbers 1-9</li> <li>• Worksheet Page No. 36, 37, 38</li> </ul> <p><b>Areas of Development:</b> Language Development Physical Development Cognitive Development Aesthetic Development</p>	<p><b>Talk Show:</b></p> <p><b>My Favourite Fruit/Season</b></p> <p>COJ Page No. 5, 6</p> <p><b>Areas of Development:</b> Aesthetic Development Physical Development Socio-emotional Development Cognitive Development</p> 
<p><b>July 28, 2022</b> (Thursday)</p>	<p><b>Literacy 1 (English)</b></p> <ul style="list-style-type: none"> <li>• Introduction to letter 'z'</li> <li>• Letter 'z' story</li> <li>• Phonic sound &amp; action</li> <li>• Vocabulary</li> <li>• Writing</li> </ul> <p><b>Literacy II (Hindi)</b></p> <ul style="list-style-type: none"> <li>• अक्षर 'ध' का परिचय</li> <li>• अक्षर 'ध' की कहानी</li> <li>• व्यंजन गीत</li> <li>• अक्षर 'ध' की लिखावट</li> </ul> <p><b>Areas of Development:</b> Language Development Physical Development Cognitive Development Aesthetic Development</p>	<p><b>Numeracy:</b></p> <p><b>Backward Counting 9-1</b></p> <p>Worksheet Page No. 39</p> <p><b>Areas of Development:</b> Language Development Physical Development Socio-emotional Development Cognitive Development Aesthetic Development</p> 

July 29, 2022  
(Friday)

**Literacy 1 (English)**

- Recap a-z
- Phonic sound & action
- Vocabulary
- Writing

**Literacy II (Hindi)**

- अक्षर 'न' का परिचय
- अक्षर 'न' के शब्द
- व्यंजन गीत
- अक्षर 'न' की लिखावट

Areas of Development: **Language Development**  
**Physical Development**  
**Cognitive Development**  
**Aesthetic Development**

**EVS: International Tiger Day**

**Activity: Face Mask**



Areas of Development: **Language Development**  
**Physical Development**  
**Cognitive Development**  
**Aesthetic Development**

Salwan Public School  
Gurugram



## Week-V

July 25, 2022 – July 30, 2022

Date/Day	CA	HA
July 25, 2022 (Monday)	<p><b>English-</b> Introduction to the concept of 'One and Many' through an activity and a video. Page number 26, part B to be done in the grammar book.</p> <p><b>Hindi-</b> उ मात्रा परिचय वीडियो द्वारा और उ मात्रा शब्द पठन ( पृष्ठसं-33)</p> <p><b>Mathematics-</b> Addition Activity</p> <p><b>EVS-</b> Ch-18 The World of Plants- notebook work.</p>	<p><b>Mathematics-</b></p> <p>Textbook page 51</p>
July 26, 2022 (Tuesday)	<p><b>English-</b> Notebook work-making plurals by suffixing 's' to the word.</p> <p><b>Hindi-</b> उ मात्रा बारहखड़ी कॉपी में।</p> <p><b>Mathematics-</b> Addition of 3 numbers in notebook</p> <p><b>EVS-</b> Worksheet 16 pg no. 23 and 24</p>	<p><b>Hindi-</b></p> <ul style="list-style-type: none"> <li>अपने परिवार में पुरुष और स्त्री सदस्यों की सूची कॉपी में लिखें। (जैसे:- पापा। माता, चाचा, ताई )</li> <li>अभ्यास कार्य सं-23(पुल्लिंग व स्त्रीलिंग शब्द छाँटना)</li> </ul>



		<b>EVS-</b> Worksheet 19 pg no.27
<b>July 27, 2022 (Wednesday)</b>	<p><b>English-</b> Rule of adding 'es' to be taught through a video and grammar book exercise page number 27, part A and B.</p> <p><b>Hindi-</b> उ मात्रा गद्यांश (गुड़िया नाच उठी) पठन व पुस्तक अभ्यास कार्य ( पृष्ठ सं- 34,35)</p> <p><b>Mathematics-</b> Introduction to Subtraction through an activity and video.</p> <p><b>EVS-</b> Worksheet 17 pg no.25</p>	<b>Mathematics-</b> Textbook page 52
<b>July 28, 2022 (Thursday)</b>	<p><b>English-</b> Notebook work-making plurals by suffixing 'es' to the word.</p> <p><b>Hindi-</b>बुलबुल कविता पठन हिन्दी पाठ्य पुस्तक से और कागज की गुड़िया बनाना।</p> <p><b>Mathematics-</b>Subtraction in notebook</p> <p><b>EVS-</b> Worksheet 18 pg no.26</p>	<b>English-</b> English Workbook- worksheet number 22, page 28
<b>July 29, 2022 (Friday)</b>	<p><b>English-</b> Oral revision of the concept 'One and Many' followed by grammar book exercises on page number 28 part C.</p> <p><b>Hindi-</b> उ मात्रा शब्द कॉपी में।</p> <p><b>Mathematics-</b>Worksheet page no. 30</p> <p><b>EVS-</b> Ch-18 The World of Plants- notebook work</p>	<b>Mathematics-</b> Textbook page page no. 55
<b>July 30, 2022 (Saturday)</b>	<p><b>English-</b> Worksheet 4 Page number 7 in English Workbook.</p> <p><b>Hindi-</b> अभ्यास पत्रिका-14( चित्र पहचानकर सही उ मात्रा शब्द लिखिए।)</p> <p><b>Mathematics-</b>Subtraction in notebook</p> <p><b>EVS-</b> Activity-Hug a tree and write a thank-you message.</p>	<p><b>English-</b> Worksheet 4 Page no 6 in English Workbook.</p> <p><b>EVS-</b>Worksheet 20 pg no.28</p> <p><b>Hindi-</b>अभ्यास पत्रिका सं-15</p>

Regards  
Team SPS







Salwan Public School, Gurugram

Grade II

Week - 5

July 25, 2022 – July 30, 2022

Date/Day	CA	Concept Revision
July 25, 2022 (Monday)	<p><b>Mathematics:</b> Practice questions of addition in the notebook.</p> <p><b>English:</b> A game called What's in your box? will be played in the classroom. A set of 10 flashcards/ slides will be shown to the learners. They will segregate them as Healthy or Junk food.</p> <p><b>हिंदी :</b> पाठ 6 'नन्हा बीज' प्रश्न - उत्तर (notebook)</p> <p><b>EVS:</b> Explanation of Photosynthesis followed by notebook work .</p>	<p><b>Mathematics-</b> Pg no 51 in Math textbook</p>
July 26, 2022 (Tuesday)	<p><b>Mathematics:</b> Addition of 2 digit numbers on the number line in the Math textbook.</p> <p><b>English:</b> Lesson-Nipun Learns A Lesson will be read. Word Power will be done in the notebook.</p> <p><b>हिंदी :</b> गिनती १ - १० (notebook)</p> <p><b>EVS:</b> Worksheet-9 in the workbook</p>	<p><b>Hindi-</b> पौधों को बढ़ने के लिए किन चीजों के आवश्यकता होती है उनके चित्र बनाकर रंग भरें और उनके नाम लिखें  </p> <p><b>EVS:</b> Do the following question in EVS notebook: Ques: Write two examples of each type of plant. Draw/Paste pictures of the same. (Refer EVS textbook)</p>
July 27, 2022 (Wednesday)	<p><b>Mathematics:</b> Addition of 2 digit numbers in Math textbook.</p> <p><b>English:</b> Loud reading of the lesson from the book. The learners will be directed to write the character sketch of Nipun in their notebook.</p> <p><b>हिंदी :</b> गिनती ११ - २० (notebook)</p>	<p><b>Mathematics-</b> Pg. no 53 in Math textbook.</p>

हिंदी : गिनती ११ - २० (notebook)

	<b>EVS:</b> Dictation of CH-16, The World of Plants followed by Textbook work on page 95 (Ques-D)	
July 28, 2022 (Thursday)	<b>Mathematics:</b> Addition of 3 numbers in Math textbook. <b>English:</b> Read the lesson and do the back exercise in book.(Page 37, 38, 39) <b>हिंदी :</b> वर्क बुक ( अभ्यास पत्रिका -14) <b>EVS:</b> Introductory activity on Ch-17, Uses of Plants	<b>English-</b> Prepare for the dictation from Word Power. complete W/S-15(A) in workbook.
July 29, 2022 (Friday)	<b>Mathematics:</b> Story sums of 2 digit-number in Math textbook. <b>English:</b> Dictation of the lesson in notebook and worksheet 15 in the Workbook. <b>हिंदी :</b> वर्क बुक ( अभ्यास पत्रिका -27) <b>EVS:</b> ‘Parts of Plant We Eat’- Discussion through video and textbook followed by back exercise on page 100 (Ques-B)	<b>Mathematics-</b> Pg no 21 and 22 in Math workbook
July 30, 2022 (Saturday)	<b>Mathematics:</b> Practice story sums in Notebook. <b>English:</b> Story Sequencing in A4 sheet followed by Twist the Tale. <b>हिंदी :</b> विषय से सम्बंधित कक्षा गतिविधि <b>EVS:</b> Experiment- Plants give us Oils followed by noting down the observation and conclusion in the notebook	



## Salwan Public School Gurugram

(Session 2022-23)

### Home Learning Plan

Class III (25th-30th July, 2022)

Dear Parent

Greetings!

Please refer to the Event Planner for Holidays and Activities planned for the month.

**नोट :**

#### **अन्तर - कक्षा हिंदी प्रतियोगिता**

- अन्तर कक्षा हिंदी “विज्ञापन” प्रतियोगिता का आयोजन अगस्त माह में किया जा रहा है ।
- प्रतियोगिता के प्रथम चरण की चयन प्रक्रिया 1 - 6 अगस्त 22 के बीच हिंदी अध्यापिकाओं द्वारा हिंदी कालांश के दौरान की जाएगी ।
- छात्रों को किसी भी उत्पाद (product) का विज्ञापन करने के लिए एक मिनट का विज्ञापन तैयार करना होगा ।
- छात्रों का चयन विषय वस्तु, हाव - भाव, प्रवाह और सहायक सामग्री के आधार पर किया जाएगा ।
- प्रथम चयन प्रक्रिया के लिए किसी तरह की सहायक सामग्री की आवश्यकता नहीं है ।
- चुने गए छात्रों को डायरी नोट द्वारा सूचित किया जाएगा ।
- सभी छात्रों का प्रतियोगिता में भाग लेना अनिवार्य है क्योंकि इसके अंक हिंदी वाचन गतिविधि के लिए प्रयोग किए जाएंगे।

English	
<b>Concept:</b>	<b>Poem-The Ice-cream Man</b>
<b>What will I learn?</b>	<ul style="list-style-type: none"> <li>• recite the poem.</li> <li>• enhance their vocabulary by learning new words from the poem</li> <li>• comprehend the meaning of the poem and the value derived from it</li> <li>• enjoy the rhythm of the poem and the rhyming scheme appreciate the beauty of the poem.</li> </ul>
<b>To Read &amp; Understand:</b>	The poem 'The Ice-cream Man' on page 53 from the English Connection for class III.
<b>To Do:</b>	
<b>CA:</b>	
<b>Day 1</b>	<ul style="list-style-type: none"> <li>• Reading of the poem thrice followed by a detailed explanation</li> </ul>
<b>Day 2</b>	<ul style="list-style-type: none"> <li>• Recitation of the poem by students, underlining of difficult words and completion of questions from the back.</li> <li>• Explanation of the main idea of the poem is to describe the children's fondness for cold drinks and Ice-cream during hot summer days.</li> <li>• Understanding the rhyming scheme of the poem</li> </ul>
<b>Day 3</b>	<ul style="list-style-type: none"> <li>• Frame sentences : to be done in the class Joyful Beneath</li> </ul>
<b>Day 4</b>	<b>Short Answer Questions (in Literature notebook/copy)</b> Q1. What are the two things the Ice-cream Man is selling? Q2. How does the Ice-cream Man go around with his cart? Q3. Find out and write any 4 pairs of rhyming words from the poem. Q4. Which word from the poem means "very cold with a thin layer of ice".
<b>Day 5</b>	Question and Answers contd. Q5. What do we learn from the poem? Q6. Why does the poet call the children clustering around the cart, honeybees? Q7. Name the different flavours of Ice-creams that the Ice-cream has in his cart?

Day 6	Worksheet 23 to be done in class and oral recapitulation to test understanding of the poetry .
HA:	<ul style="list-style-type: none"> <li>Frame sentences</li> <li>Cart</li> <li>Frosty</li> </ul>
<b>Hindi</b>	
विषय:	हिंदी
पाठ:	पाठ 9 फलों का दरबार
शिक्षण उद्देश्य	<ul style="list-style-type: none"> <li>छात्रों की शब्दकोश की वृद्धि करना</li> <li>नए शब्दों से परिचित करवाना</li> <li>छात्रों को हमारे जीवन में पेड़ -पौधों के महत्त्व से अवगत कराना</li> <li>छात्रों को पेड़ -पौधों से सम्बंधित जानकारी देना</li> <li>छात्रों को स्वच्छता और अस्वच्छता के बारे में जानकारी देना</li> <li>पठन कौशल का विकास करना</li> <li>कहानी और एकांकी में अंतर को बताना</li> </ul>
To Do	<ul style="list-style-type: none"> <li>पाठ 9 फलों का दरबार (पृष्ठ 67-71)</li> <li>पाठ पठन</li> <li>पाठ अभ्यास</li> <li>भाषा की बात</li> </ul>
कक्षा कार्य	
Day 1	<ul style="list-style-type: none"> <li>अध्यापिका द्वारा पाठ का परिचय दिया जाएगा और पाठ पर चर्चा की जाएगी</li> </ul>
Day 2	<ul style="list-style-type: none"> <li>छात्र पाठ में आए अभ्यास कार्य को अध्यापिका की सहायता से पूरा करेंगे (पृष्ठ -72) प्रश्न 1 से 3 तक</li> </ul>
Day 3	<ul style="list-style-type: none"> <li>छात्रों को भाषा की बात पूरा करवाया जाएगा पृष्ठ -73 से 74 तक</li> </ul>
Day 4	<ul style="list-style-type: none"> <li>पाठ संबंधित गतिविधि कराई जाएगी  </li> </ul>
Day 5	<ul style="list-style-type: none"> <li>छात्रों द्वारा पाठ पठन करवाया जाएगा </li> </ul>
Day 6	<ul style="list-style-type: none"> <li>छात्रों द्वारा पाठ पठन करवाया जाएगा  </li> </ul>

गृहकार्य	<ul style="list-style-type: none"> <li>अपने मनपसंद फल का चित्र बनाकर चार से पांच वाक्य लिखें</li> </ul>
<b>Mathematics</b>	
<b>Concept:</b>	<b>Subtraction</b>
What will I learn?	Estimating difference Subtraction word problems
To Read & Understand:	<ul style="list-style-type: none"> <li>Round off to nearest tens and hundreds to find estimated differences.</li> <li>Comprehend the given word problem and solve it.</li> </ul>
To Do:	
CA:	
Day 1	<ul style="list-style-type: none"> <li>Ex20:Q1,2,3,4 in notebook</li> </ul>
Day 2	<ul style="list-style-type: none"> <li>Ex 20:Q5,6,7,8 in notebook</li> </ul>
Day 3	<ul style="list-style-type: none"> <li>Ex 20:Q13,14,15 in notebook</li> </ul>
Day 4	<ul style="list-style-type: none"> <li>Activity on subtraction</li> </ul>
Day 5	<ul style="list-style-type: none"> <li>Ex 22 Q1(a,b) and Q2(a,b)</li> </ul>
Day 6	Bring a square line sheet with numbers 100 to 200 written in Pencil colours Dice
HA:	<ul style="list-style-type: none"> <li>Do pg no 35 in textbook</li> <li>Do Ex:20 Q9 to Q12 in notebook</li> </ul>
<b>EVS (Science)</b>	
<b>Concept:</b>	<b>Chapter 5 - Plants</b>
What will I learn?	<ul style="list-style-type: none"> <li>Plant are our friends</li> <li>New plants</li> </ul>
To Read & Understand:	<ul style="list-style-type: none"> <li>Plants are our friends because they provide us with several things like wood, food, fibre, medicine , oxygen and rubber</li> <li>Many new plants like tulip and kinnow are found nowadays</li> </ul>
Subject Enrichment Activity	<ul style="list-style-type: none"> <li></li> </ul>
To Do:	<ul style="list-style-type: none"> <li>Complete the reading of chapter</li> <li>Exercise</li> <li>New terms</li> </ul>
CA:	

Day 1	<ul style="list-style-type: none"> <li>• Revision of work done last week</li> </ul>
Day 2	<ul style="list-style-type: none"> <li>• Plants are our friends</li> <li>• Collection of workbook for checking worksheet 12</li> </ul>
Day 3	<ul style="list-style-type: none"> <li>• New plants</li> </ul>
Day 4	<ul style="list-style-type: none"> <li>• Exercise</li> </ul>
Day 5	<ul style="list-style-type: none"> <li>• New terms</li> </ul>
Day 6	<ul style="list-style-type: none"> <li>•</li> </ul>
HA	<ul style="list-style-type: none"> <li>• Read the full chapter</li> </ul>
<b>ICT</b>	
<b>Concept:</b>	<ul style="list-style-type: none"> <li>• <b>Operating System</b></li> </ul>
What will I learn?	<ul style="list-style-type: none"> <li>• Components of windows operating system</li> </ul>
To Read & Understand:	<ul style="list-style-type: none"> <li>• About different types of operating Systems</li> </ul>
To Do:	<ul style="list-style-type: none"> <li>• Understanding the use of operating system</li> </ul>
CA:	<ul style="list-style-type: none"> <li>• Class discussion and practice MS Paint</li> </ul>
Day 1	<ul style="list-style-type: none"> <li>• Demonstrating the components of Windows OS</li> </ul>
Day 2	<ul style="list-style-type: none"> <li>• Using Tux paint to practice the control over input devices.</li> </ul>





# Salwan Public School Gurugram

(Session 2022-23)

## Home Learning Plan

Class IV (25th-30th July, 2022)

Dear Parent

Greetings!

Please refer to the Event Planner for Holidays and Activities planned for the month.

नोट:

### अन्तर कक्षा हिंदी प्रतियोगिता

- अन्तर कक्षा हिंदी “दोहा गायन” प्रतियोगिता का आयोजन अगस्त माह में किया जा रहा है।
- प्रतियोगिता के प्रथम चरण की चयन प्रक्रिया 1 – 6 अगस्त 22 के बीच हिंदी अध्यापिकाओं द्वारा हिंदी कालांश के दौरान की जाएगी।
- छात्रों को 1 - 1 ½ मिनट में किसी एक दोहे का गायन और फिर उसका अर्थ समझाना होगा।
- छात्रों का चयन विषय वस्तु, हाव - भाव, प्रवाह और सहायक सामग्री के आधार पर किया जाएगा।
- प्रथम चयन प्रक्रिया के लिए किसी तरह की सहायक सामग्री की आवश्यकता नहीं है।
- चुने गए छात्रों को डायरी नोट द्वारा सूचित किया जाएगा।
- सभी छात्रों का प्रतियोगिता में भाग लेना अनिवार्य है क्योंकि इसके अंक हिंदी वाचन गतिविधि के लिए प्रयोग किये जाएँगे।

English	
<b>Concept:</b>	<b>Grammar - Pronouns and adjectives</b>
<b>What will I learn?</b>	<ul style="list-style-type: none"> <li>Define and identify pronouns.</li> <li>Differentiate between subject and object pronouns.</li> <li>Identify singular and plural pronouns as well as first, second and third person pronouns.</li> <li>Usage of correct form of pronouns in sentences.</li> <li>Explain the purpose and types of adjectives.</li> <li>Identify different types of adjectives in the text.</li> <li>Including adjectives in the sentences to improve writing skills.</li> <li>Correct use of adjectives and how they are used to describe nouns.</li> </ul>
<b>To Read &amp; Understand:</b>	<ul style="list-style-type: none"> <li>Pronouns - Reading and explanation - Pages (51-53)</li> <li>Adjectives - Reading and explanation - Pages (57-59)</li> </ul>
<b>To Do:</b>	<ul style="list-style-type: none"> <li>Introduction to Adjectives through 'Mystery box activity'.</li> <li>Introduction to Pronouns through 'Switchroo activity (replace the nouns with pronouns)'.</li> </ul>
<b>CA:</b>	<ul style="list-style-type: none"> <li>Pronouns Exercise- Pages (54 A, B and 55 D)</li> <li>Adjectives Exercise - Pages ( 59 A, 61 A , B and 62 C)</li> </ul>
<b>HA:</b>	<ul style="list-style-type: none"> <li>Pronouns - Page 55 C</li> <li>Adjectives - Page 60 B</li> </ul>
Hindi	
<b>विषय:</b>	व्याकरण सोपान
<b>पाठ:</b>	सर्वनाम के भेद ,पत्र लेखन
<b>शिक्षण उद्देश्य</b>	<ul style="list-style-type: none"> <li>छात्रों में मौखिक अभिव्यक्ति का विकास होगा ।</li> <li>छात्रों के लिखित कौशल का विकास होगा ।</li> <li>छात्रों में श्रावण व चिंतन कौशल का विकास होगा ।</li> <li>छात्र संज्ञा के स्थान पर प्रयुक्त होने वाले शब्दों से अवगत होंगे ।</li> <li>सर्वनाम शब्द पहचान सकेंगे व सर्वनाम के भेदों से परिचित होंगे ।</li> <li>सर्वनाम शब्दों का प्रयोग जान सकेंगे ।</li> </ul>

	<ul style="list-style-type: none"> <li>पत्र का प्रारूप समझेंगे ।</li> </ul>
To Do	<ul style="list-style-type: none"> <li>सर्वनाम का अभ्यास ।</li> </ul>
कक्षा कार्य	<ul style="list-style-type: none"> <li>सर्वनाम पठन -पाठन व सरलीकरण ।</li> <li>सर्वनाम शब्दों के प्रयोग से वाक्य-निर्माण ।</li> <li>सर्वनाम आधारित कार्य पत्रिका -10 पेज 21, 22 का सरलीकरण ।</li> <li>सर्वनाम आधारित अभ्यास व्याकरण उत्तर पुस्तिका में करवाया जाएगा ।</li> <li>पत्र लेखन का सरलीकरण ।</li> </ul>
गृहकार्य	<ul style="list-style-type: none"> <li>सर्वनाम आधारित कार्य पत्रिका -11 (पेज -23,24 ) करेंगे।</li> </ul>

### Mathematics

<b>Concept:</b>	<b>Chapter 6 - Multiplication</b>
What will I learn?	<ul style="list-style-type: none"> <li>Multiplication by 2-digit and 3- digit number</li> <li>Story sums on multiplication</li> </ul>
To Read & Understand:	<ul style="list-style-type: none"> <li>Read page no. 51-54</li> </ul>
Activity:	<ul style="list-style-type: none"> <li>Bring bindi/stickers/coloured pens for the activity</li> </ul>
To Do:	<ul style="list-style-type: none"> <li>Revise tables till 14</li> </ul>
CA:	<ul style="list-style-type: none"> <li>Ex 19: Q5, Q7, Q13, Q14, Q20</li> <li>Ex 20: Q2, Q8, Q16, Q19, Q20, Q21</li> <li>Ex 21: Q2, Q4, Q9, Q10, Q13, Q14</li> <li>Worksheet page no. 21</li> </ul>
HA:	<ul style="list-style-type: none"> <li>Ex 19: Q2, Q12, Q14, Q19</li> <li>Ex 20: Q9, Q11, Q15, Q17</li> <li>Ex 21: Q1, Q3, Q8, Q12</li> <li>Worksheet page no. 23 and 24</li> <li>Revise tables till 14</li> </ul>

### EVS (Science)

<b>Concept:</b>	<b>Chapter - 3 ( Adaptation in Plants and Animals)</b>
What will I learn?	<ul style="list-style-type: none"> <li>Meaning of adaptation.</li> <li>Different types of adaptation in plants and animals.</li> <li>Causes of adaptation in plants and animals.</li> </ul>

To Read & Understand:	Chapter - 3
To Do:	<ul style="list-style-type: none"> <li>Research on adaptations in desert plants.</li> </ul>
CA:	<ul style="list-style-type: none"> <li>Explanation of the concepts.</li> <li>Discussion and activities.</li> <li>Textbook exercises.</li> </ul>
HA:	<ul style="list-style-type: none"> <li>Make a collage showing different types of adaptation in science notebook.</li> </ul>
<b>EVS (Social Science)</b>	
Concept:	<ul style="list-style-type: none"> <li>My Idea Of Fun (Textbook page no. 142-145)</li> </ul>
What will I learn?	<ul style="list-style-type: none"> <li>Students will learn about the types of games</li> <li>They will also be able to describe the sports of Indian origin</li> </ul>
To Discuss:	<ul style="list-style-type: none"> <li>A classroom discussion will be conducted on different types of indoor and outdoor games and their benefits.</li> </ul>
CA:	<ul style="list-style-type: none"> <li>Reading and explanation of the lesson.</li> </ul>
HA:	<ul style="list-style-type: none"> <li>Students will research and collect information on the medal tally of India in the last Olympics. The same shall be discussed in the class.</li> </ul>
<b>ICT</b>	
Concept:	<b>Ch. 2: Internet Application</b>
What will I learn?	<ul style="list-style-type: none"> <li>Students will learn about Google services and Email (Contd..)</li> </ul>
To Read & Understand:	<ul style="list-style-type: none"> <li>Read the content uploaded in GCR</li> </ul>
To Do:	<ul style="list-style-type: none"> <li>Revision</li> </ul>
CA:	<ul style="list-style-type: none"> <li>Explanation/Demonstration of the given topics</li> </ul>
HA:	<ul style="list-style-type: none"> <li>Activities assigned in Google Classroom</li> </ul>



**Salwan Public School**  
**Gurugram**

(Session 2022-23)

**Home Learning Plan**

**Class V (25th-30th July, 2022)**

**Dear Parent**

**Greetings!**

Please refer to the Event Planner for Holidays and Activities planned for the month.

**नोट:**

**अन्तर कक्षा हिंदी प्रतियोगिता**

- अन्तर कक्षा हिंदी “भाषण” प्रतियोगिता का आयोजन अगस्त माह में किया जा रहा है ।
- प्रतियोगिता के प्रथम चरण की चयन प्रक्रिया 1 - 6 अगस्त 22 के बीच हिंदी अध्यापिकाओं द्वारा हिंदी कालांश के दौरान की जाएगी ।
- छात्रों को 1 - 1 ½ मिनट में किसी नीचे दिए गए विषयों में से एक विषय पर अपने विचार रखने होंगे –
  - ★ बढ़ती जनसंख्या, विकट समस्या
  - ★ प्लास्टिक पर बैन - क्या यही है समाधान?
- छात्रों का चयन विषय वस्तु, हाव - भाव , आत्मविश्वास और प्रवाह के आधार पर किया जाएगा ।
- प्रथम चयन प्रक्रिया के लिए किसी तरह की सहायक सामग्री की आवश्यकता नहीं है ।
- चुने गए छात्रों को डायरी नोट द्वारा सूचित किया जाएगा ।
- सभी छात्रों का प्रतियोगिता में भाग लेना अनिवार्य है क्योंकि इसके अंक हिंदी वाचन गतिविधि के लिए प्रयोग किये जाएंगे।

English	
<b>Concept:</b>	<ul style="list-style-type: none"> <li>• Lesson- Ravi and His Friends</li> <li>• Poem- The Duck and the Kangaroo</li> </ul>
<b>What will I learn?</b>	<ul style="list-style-type: none"> <li>• To appreciate the importance of protecting mother nature</li> <li>• To understand the importance of interdependence between plants, animals and human beings.</li> <li>• To develop listening, speaking, reading and writing skills.</li> </ul>
<b>To Read &amp; Understand:</b>	<ul style="list-style-type: none"> <li>• Read lesson 1- Ravi and His Friends</li> <li>• Read the poem- <b>The Duck and the Kangaroo</b></li> </ul>
<b>To Do:</b>	
<b>CA:</b>	<ul style="list-style-type: none"> <li>• Reading and explanation of the chapter.</li> <li>• Frame Sentences</li> <li>• Textual exercises</li> <li>• Question/ Answers</li> <li>• Poem- Recitation and Explanation</li> <li>• Poem- Question/ Answers</li> </ul>
<b>HA:</b>	<ul style="list-style-type: none"> <li>• Read the chapter <b>Ravi and His Friends</b> and learn difficult words for dictation on Friday( 29.07.22)</li> </ul>
Hindi	
<b>विषय:</b>	हिंदी
<b>पाठ:</b>	<ul style="list-style-type: none"> <li>• परिवेश पाठ -6 उल्लू की अदालत</li> <li>• व्याकरण- सर्वनाम</li> </ul>
<b>शिक्षण उद्देश्य</b>	<ol style="list-style-type: none"> <li>1. छात्रों का वाचन कौशल का विकास होगा ।</li> <li>2. पशु -पक्षियों के जीवन व उनके रहन -सहन से जुड़े कुछ रहस्यों के विषय में जानेंगे ।</li> <li>3. हास्य -विनोदप्रियता एवं मनोरंजन का जीवन में महत्व जानेंगे ।</li> <li>4. आलस्य करने के दुष्परिणाम से अवगत होंगे ।</li> <li>5. उचित निर्णय लेने के महत्व को जानेंगे ।</li> <li>6. वाक्य संरचना में सर्वनाम शब्दों का महत्व जानेंगे।</li> <li>7. सर्वनाम के भेद व उनमें अंतर्संबंध स्थापित करने की क्षमता विकसित होगी ।</li> </ol>

TO DO	परिवेश पाठ -6 उल्लू की अदालत पढ़े।
कक्षा कार्य	<ul style="list-style-type: none"> <li>• कक्षा कार्य -1 नाटक मंचन के लिए छात्रों को तैयार करना ।</li> <li>• कक्षा कार्य -2 समूह 1,2 नाटक मंचन करेगा ।</li> <li>• कक्षा कार्य -3 समूह 3,4 और 5 नाटक मंचन करेगा ।</li> <li>• कक्षा कार्य -4 सर्वनाम और उसके भेद विषय पर चर्चा</li> <li>• कक्षा कार्य -5 सर्वनाम संबन्धित गतिविधि</li> </ul>
गृहकार्य	<p><b>गृहकार्य</b> - अपने किरदार के अनुसार (पात्र का) मुखौटा निर्माण कीजिए।</p> <p><b>गृहकार्य</b> - व्याकरण की कॉपी में कार्यकीजिए ।</p> <p>निम्नलिखित सर्वनाम शब्दों की सहायता से वाक्य निर्माण कीजिए।</p> <p>शब्द-मैं, तुम ,तुम्हारा ,कौन ,क्या ,कुछ ,कोई स्वयं,अपने-आप ,यह,वह</p>
<b>Mathematics</b>	
<b>Concept:</b>	<ul style="list-style-type: none"> <li>• Story Sums in Division continued</li> <li>• Worksheet</li> <li>• Introduction- Ch 5-Factors and Multiples</li> </ul>
What will I learn?	<ul style="list-style-type: none"> <li>• Application of Division</li> <li>• Reinforcement of Multiplication &amp; division through worksheet.</li> </ul>
To Read & Understand:	<ul style="list-style-type: none"> <li>• Revise Multiplication &amp; division</li> </ul>
To Do:	
CA:	<ul style="list-style-type: none"> <li>• Story Sums in Division Continued.</li> <li>• Workbook- pg 11-13</li> <li>• Introduction- Ch 5-Factors and Multiples</li> <li>• Refresher Activity- pg 20 Worksheet</li> </ul>
HA:	<ul style="list-style-type: none"> <li>• Learn Tables till 20</li> <li>• Workbook page 15,19</li> </ul>
<b>EVS (Science)</b>	
<b>Concept:</b>	<b>Chapter-8 (Agriculture and Food Preservation)</b>



What will I learn?	<ul style="list-style-type: none"> <li>• Various Farming Activities</li> <li>• Different types of irrigation</li> <li>• Steps involved in harvesting</li> <li>• Food Preservation</li> </ul>
To Read & Understand:	Chapter-8
To Do:	<ul style="list-style-type: none"> <li>• Research on main crops cultivated in the eastern , western, northern and the southern parts of India.</li> </ul>
CA:	<ul style="list-style-type: none"> <li>• Explanation of the concepts</li> <li>• Discussion</li> <li>• Textbook exercises</li> </ul>
HA:	<ul style="list-style-type: none"> <li>• Make a collage showing different methods of food preservation in Science notebook</li> </ul>
<b>EVS (Social Science)</b>	
<b>Concept:</b>	<b>Physical Divisions of India (Contd...) Our Rich Heritage</b>
What will I learn?	<ul style="list-style-type: none"> <li>• Monuments of India</li> </ul>
To Read & Understand:	<ul style="list-style-type: none"> <li>• Humayun's Tomb</li> <li>• Golden Fort</li> </ul>
To Do:	
CA:	<ul style="list-style-type: none"> <li>• Written Work</li> <li>• Explanation and discussion about the heritage of India</li> </ul>
HA:	<ul style="list-style-type: none"> <li>• Revise the chapter Physical Divisions of India</li> </ul>
<b>ICT</b>	
<b>Concept:</b>	<b>Google docs</b>
What will I learn?	<ul style="list-style-type: none"> <li>• Downloading a Google doc</li> <li>• Using collaboration feature in Google doc</li> <li>• Using Speech to text feature</li> </ul>
To Read & Understand:	<ul style="list-style-type: none"> <li>• Read the content shared in the ICT Google classroom.</li> </ul>
To Do:	
CA:	<ul style="list-style-type: none"> <li>• Write an article in Google docs on <b>Mother Nature</b> and do the required formatting</li> </ul>
HA:	<ul style="list-style-type: none"> <li>• Students to work in groups (collaboration mode ) and write an article on different types of computer viruses (using Speech to text tool).</li> </ul>