





**SALWAN PUBLIC  
SCHOOL**

**CLASS - NURSERY**  
**Weekly Planning**  
**18 July 2022- 22 July 2022**

<p><b>18 July 2022 (Monday)</b></p>	<p><b>Literacy I (English):</b></p> <ul style="list-style-type: none"> <li>Recap of letter 'd' (chalk and slate)</li> <li>Vocabulary building</li> <li><b>Language Development</b></li> <li><b>Cognitive Development</b></li> <li><b>Physical Development</b></li> </ul> 	<p><b>Colours of Joy</b></p> <p>Colouring in fruit basket</p> <p><b>Evs</b></p> <p>It is summer (worksheetno.10)</p>  <ul style="list-style-type: none"> <li><b>Language Development</b></li> <li><b>Aesthetic Development</b></li> </ul>
<p><b>19 July 2022 (Tuesday)</b></p>	<p><b>Numeracy</b></p> <ul style="list-style-type: none"> <li>Recap of Zig-Zag lines (Worksheet)</li> <li><b>Cognitive Development</b></li> </ul>	<p><b>Shape</b></p> <p>Introduction to Circle shape (worksheet) and activity</p>  <ul style="list-style-type: none"> <li><b>Language Development</b></li> <li><b>Aesthetic Development</b></li> <li><b>Physical Development</b></li> </ul>

<p><b>20 July 2022</b> <b>(Wednesday)</b></p>	<p><b>Literacy II (Hindi):</b> क वर्ग की पुनरावृत्ति (Worksheet)</p> <ul style="list-style-type: none"> <li>• <b>Language Development</b></li> </ul>	<p><b>Pre number concept</b> Recap of Big and small (Worksheet)</p> <p><b>Rhyme</b> Good manners</p>  <ul style="list-style-type: none"> <li>• <b>Language Development</b></li> <li>• <b>Aesthetic Development</b></li> <li>• <b>Socio-emotional development</b></li> <li>• <b>Physical Development</b></li> </ul>
<p><b>21 July 2022</b> <b>(Thursday)</b></p>	<p><b>Numeracy</b> Introduction to downward curve (Worksheet) and activity</p> <ul style="list-style-type: none"> <li>• <b>Cognitive Development</b></li> </ul>	<p><b>EVS</b> Tick the pictures that shows good habits (Worksheet)</p> <ul style="list-style-type: none"> <li>• <b>Cognitive Development</b></li> </ul>
<p><b>22 July 2022</b> <b>(Friday)</b></p>	<p><b>Literacy II (Hindi):</b> अक्षर च की पहचान (Worksheet)</p> <ul style="list-style-type: none"> <li>• <b>Language Development</b></li> <li>• <b>Socio-emotional development</b></li> </ul>	<p><b>EVS</b> Cotton dabbing within the outline of an ice- cream (Worksheet no.11)</p> <ul style="list-style-type: none"> <li>• <b>Language Development</b></li> <li>• <b>Socio-emotional development</b></li> </ul>

**23 July 2022  
(Saturday)**

**PTM -III**



*SERVICE BEFORE SELF*






**Salwan Public School**

**Gurugram**

**SALWAN PUBLIC SCHOOL**  
**CLASS-KG**  
**Weekly Planning 18<sup>th</sup> July-23<sup>rd</sup> July 2022**

<p><b>July 18, 2022</b> (Monday)</p>	<p><b>Literacy 1 (English)</b></p> <ul style="list-style-type: none"> <li>• Introduction to letter 'r'</li> <li>• Letter 'r' story</li> <li>• Phonic sound &amp; action</li> <li>• Vocabulary</li> <li>• Writing</li> </ul> <p><b>Literacy II (Hindi)</b></p> <ul style="list-style-type: none"> <li>• अक्षर 'ढ' का परिचय</li> <li>• अक्षर 'ढ' की कहानी</li> <li>• व्यंजन गीत</li> <li>• अक्षर 'ढ' की लिखावट</li> </ul> <p><b>Areas of Development:</b> Language Development  Physical Development  Cognitive Development  Aesthetic Development</p>	<p><b>EVS: Recap</b></p> <p>Worksheet Page No. 33, 34</p>  <p><b>Areas of Development:</b> Aesthetic Development  Physical Development  Socio-emotional Development</p>
<p><b>July 19, 2022</b> (Tuesday)</p>	<p><b>Literacy 1 (English)</b></p> <ul style="list-style-type: none"> <li>• Introduction to letter 's'</li> <li>• Letter 's' story</li> <li>• Phonic sound &amp; action</li> <li>• Vocabulary</li> <li>• Writing</li> </ul> <p><b>Numeracy:</b></p> <ul style="list-style-type: none"> <li>• Introduction to Number-8</li> <li>• Writing of Number-8</li> </ul> <p><b>Areas of Development:</b> Language Development  Physical Development  Cognitive Development  Aesthetic Development</p>	<p><b>EVS: Recap</b></p> <p>Worksheet Page No. 35</p>  <p><b>Areas of Development:</b> Aesthetic Development  Physical Development  Socio-emotional Development</p>

<p><b>July 20, 2022</b> (Wednesday)</p>	<p><b>Literacy 1 (English)</b></p> <ul style="list-style-type: none"> <li>• Introduction to letter 't'</li> <li>• Letter 't' story</li> <li>• Phonic sound &amp; action</li> <li>• Vocabulary</li> <li>• Writing</li> </ul> <p><b>Literacy II (Hindi)</b></p> <ul style="list-style-type: none"> <li>• अक्षर 'ण' का परिचय</li> <li>• व्यंजन गीत</li> <li>• अक्षर 'ण' की लिखावट</li> </ul> <p><b>Areas of Development:</b> Language Development Physical Development Cognitive Development Aesthetic Development</p>	<p><b>EVS: Recap</b></p> <p>Worksheet Page No. 40</p>  <p><b>Areas of Development:</b> Aesthetic Development Physical Development Socio-emotional Development Cognitive Development</p>
<p><b>July 21, 2022</b> (Thursday)</p>	<p><b>Literacy 1 (English)</b></p> <ul style="list-style-type: none"> <li>• Introduction to letter 'u'</li> <li>• Letter 'u' story</li> <li>• Phonic sound &amp; action</li> <li>• Vocabulary</li> <li>• Writing</li> </ul> <p><b>Numeracy:</b></p> <ul style="list-style-type: none"> <li>• Introduction to Number-9</li> <li>• Writing of Number-9</li> </ul> <p><b>Areas of Development:</b> Language Development Physical Development Cognitive Development Aesthetic Development</p>	<p><b>Art:</b></p> <p>COJ Page No. 2</p> <p><b>Areas of Development:</b> Language Development Physical Development Socio-emotional Development Cognitive Development Aesthetic Development</p>

<p><b>July 22, 2022</b> <b>(Friday)</b></p>	<p><b>Literacy 1 (English)</b></p> <ul style="list-style-type: none"> <li>• Introduction to letter 'v'</li> <li>• Letter 'v' story</li> <li>• Phonic sound &amp; action</li> <li>• Vocabulary</li> <li>• Writing</li> </ul> <p><b>Literacy II (Hindi)</b></p> <ul style="list-style-type: none"> <li>• अक्षर 'त' का परिचय</li> <li>• अक्षर 'त' के शब्द</li> <li>• व्यंजन गीत</li> <li>• अक्षर 'त' की लिखावट</li> </ul> <p><b>Areas of Development:</b> Language Development Physical Development Cognitive Development Aesthetic Development</p>	<p><b>EVS: Puppet Show</b></p> <p><b>Activity: Puppet making craft</b></p>  <p><b>Areas of Development:</b> Language Development Physical Development Cognitive Development Aesthetic Development</p>
<p><b>July 23, 2022</b> <b>(Saturday)</b></p>	<p><b>PTM</b></p> 	



**Week – IV**  
**July 18, 2022 – July 23, 2022**

Date/Day	CA	HA
July 18, 2022 (Monday)	<p><b>English-</b> Introduction of grammar topic 'Articles' through a video and discussion.</p> <p><b>Hindi-</b> अभ्यास कार्य सं-12 'ई' मात्रा शब्द रचना।</p> <p><b>Mathematics-</b> Addition -Textbook pg no. 29.</p> <p><b>EVS-</b> Reading of Ch-18 'The World of Plants' - pg no. 79.</p>	<p><b>Mathematics-</b></p> <p>Textbook pg no.31.</p>
July 19, 2022 (Tuesday)	<p><b>English-</b>Reading of page number 49 of 'Tune into Grammar' and book exercise page no. 50.</p> <p><b>Hindi-</b> इ और ई मात्रा शब्द छाँटकर अलग-अलग करके लिखना। (काँपी में)</p> <p><b>Mathematics-</b> Worksheet 4, pg no.26 &amp; 27.</p> <p><b>EVS-</b> Vocabulary game in textbook of Ch-18 'The World of Plants '.</p>	<p><b>Hindi-</b> ई मात्रा शब्द श्रुतलेख के लिए दोहराएँ।</p> <p><b>EVS-</b> Do part C in the textbook of Ch-18(pg no. 83)</p>
July 20, 2022 (Wednesday)	<p><b>English-</b>Notebook work – Concept Map-Articles .</p>	<p><b>Mathematics-</b>Textbook pg no. 49.</p>



	<p><b>Hindi-</b> अभ्यास कार्य सं-21 अ से ई मात्रा शब्दों से शब्द लड़ी बनाना।</p> <p><b>Mathematics-</b>Addition on number line, Textbook pg no 50.</p> <p><b>EVS-</b> Vocabulary of Ch-18 in notebook.</p>	
<p><b>July 21, 2022</b> <b>(Thursday)</b></p>	<p><b>English-</b>Activity- ‘Find the Word’ and text book exercise pg no.51.</p> <p><b>Hindi-</b> इ और ई मात्रा शब्द श्रुतलेख, लिंग परिचय वीडियो द्वारा।</p> <p><b>Mathematics-</b>Addition in notebook.</p> <p><b>EVS-</b> EVS Competition ‘Our Healing Friends’ for Roll no. 1-18.</p>	<p><b>English-</b>English Workbook, worksheet 13 (pg no18) .</p>
<p><b>July 22, 2022</b> <b>(Friday)</b></p>	<p><b>English-</b> Text book exercise page no.52 -A and B.</p> <p><b>Hindi-</b> स्त्रीलिंग और पुल्लिंग शब्द कॉपी में लिखवाना।</p> <p><b>Mathematics-</b>Story sums, textbook page no. 30.</p> <p><b>EVS-</b> EVS Competition ‘ Our Healing Friends’ for Roll no. 19-36.</p>	<p><b>Mathematics-</b> Worksheet 5 -page no. 28.</p>
<p><b>July 23, 2022</b> <b>(Saturday)</b></p>	<p><b>PTM- III</b></p>	

Regards  
Team SPS





Salwan Public School, Gurugram  
Grade II  
Week - 4  
July 18, 2022 – July 23, 2022

Date/Day	CA	Concept Revision
July 18, 2022 (Monday)	<p>Mathematics: Addition of 2 digit number in Math textbook English: Learners will be introduced to Articles. “Pick the Chit” will be played in the classroom. हिंदी : बगीचे का भ्रमण पौधे को लेकर उसके विभिन्न भागों की चर्चा और चित्र बनाना   (notebook) EVS: Discussion on different parts of plant &amp; its functions with the help of PPT, followed by the worksheet 8 (I)</p>	Mathematics- Worksheet 2 in Math workbook
July 19, 2022 (Tuesday)	<p>Mathematics: Addition of 2 digit number in Math textbook English: Do page 59 in Tune into Grammar book. हिंदी : पाठ पठन और सरलार्थ   (परिवेश पुस्तक ) EVS: Discussion contd ch- 16, The World of Plants (Types of Plants) followed by discussion of back exercise in Ques- A and B</p>	<p>Hindi- बीज से पौधा बनाने की कहानी चित्रों की सहायता दर्शाना   (पुस्तक पृष्ठ ४८ के चित्रों को क्रमानुसार लेखन पुस्तिका में बनाना  )</p> <p>EVS: Read chapter- 10, The World of Plants and complete question A and B on</p>

		page no. 94 in the textbook. Learn the given vocabulary. (Words mentioned at the bottom)
July 20, 2022 (Wednesday)	<p>Mathematics: Addition facts in Math textbook</p> <p>English: Do page 61(A,B) in Tune into Grammar book.</p> <p>हिंदी : परिवेश पुस्तक अभ्यास   (book)</p> <p>EVS: Group activity on ' types of Plants' followed by Ques- C in textbook. (Students will come prepared with 5 small flashcards written TREE, SHRUB, CLIMBER, CREEPER, HERB on it. )</p>	Mathematics- Pg 46 in Math textbook
July 21, 2022 (Thursday)	<p>Mathematics: Regrouping of numbers in Math textbook</p> <p>English: Draw a Mind Map related to Articles in English Grammar Notebook. Recapitulation of the topic orally.</p> <p>हिंदी : परिवेश पुस्तक अभ्यास   (book)</p> <p>EVS: Intra-class competition R.No. 1-18</p>	English- Complete page 58,59 and 61 in Tune into Grammar book.
July 22, 2022 (Friday)	<p>Mathematics: Addition with regrouping in Math textbook</p> <p>English: Do Worksheet 12 in the English Workbook</p> <p>हिंदी : कठिन शब्द लेखन   (notebook)</p> <p>EVS: Intra-class competition R.No. 19-36</p>	<p>Mathematics- Worksheet 4 in Math workbook</p> <p>English- Do worksheet 14 in the English Workbook.</p>
July 23, 2022 (Saturday)	Holiday	
G.K	Worksheet no.4 in the workbook	Revise the classwork

### Vocabulary (EVS)

#### Chapter 10, The World of Plants

- |             |               |
|-------------|---------------|
| 1. leaves   | 7. climbers   |
| 2. flowers  | 8. banyan     |
| 3. trunk    | 9. pumpkin    |
| 4. shrubs   | 10. coriander |
| 5. creepers | 11. sunlight  |
| 6. branches | 12. stems     |



# Salwan Public School Gurugram

(Session 2022-23)

## Home Learning Plan

Class III (18th – 22nd July, 2022)

Dear Parent  
Greetings!

Please refer to the Event Planner for Holidays and Activities planned for the month.

English	
<b>Concept:</b>	<b>Nouns ( contd ) Singular Plural and Gender</b>
What will I learn?	<ul style="list-style-type: none"><li>• To change singular noun to plural form.</li><li>• To list key rules regarding plural nouns.</li><li>• To gain an understanding of the terms ‘singular’ and ‘plural’</li><li>• To investigate and learn spellings of words with ‘s’ for plurals.</li><li>• Understand the meaning of gender and gender roles.</li><li>• Know the difference between Masculine, Feminine and Neuter gender.</li></ul>
To Read & Understand:	Pages 36-39,45
To Do:	
CA:	
Day 1	<ul style="list-style-type: none"><li>• Recapitulation of the concept being covered with examples (Singular Plural exercises to be covered and their rules)</li></ul>
Day 2	<ul style="list-style-type: none"><li>• An introduction to Gender, Page 46 from Tune Into Grammar</li></ul>
Day 3	<ul style="list-style-type: none"><li>• Page 47-48 from the Grammar Book</li></ul>
Day 4	<ul style="list-style-type: none"><li>• Page 49-50</li></ul>
Day 5	<ul style="list-style-type: none"><li>• Worksheet 9,10 from the English Worksheet</li></ul>
Day 6	<ul style="list-style-type: none"><li>• Worksheet contd along with left out exercise on the topic</li></ul>
HA:	<ul style="list-style-type: none"><li>• Worksheet 6 and 8</li></ul>

Hindi	
विषय:	हिंदी
पाठ:	<ul style="list-style-type: none"> <li>श्रुतिसमभिन्नार्थक शब्द (जारी रहेगा )</li> <li>सर्वनाम</li> </ul>
शिक्षण उद्देश्य	<ul style="list-style-type: none"> <li>छात्रों की शब्दकोश की वृद्धि करना</li> <li>नए शब्दों से परिचित करवाना</li> <li>सर्वनाम शब्दों से परिचित कराना</li> </ul>
To Do	<ul style="list-style-type: none"> <li>श्रुतिसमभिन्नार्थक शब्द लिखना</li> <li>सर्वनाम शब्दों के बारे में जानना</li> <li>सर्वनाम शब्दों से वाक्य प्रयोग</li> <li>श्रुतलेख</li> </ul>
कक्षा कार्य	
Day 1	<ul style="list-style-type: none"> <li>श्रुतिसमभिन्नार्थक शब्द को समझते हुए व्याकरण पुस्तिका में पाठ 13 करेंगे</li> </ul>
Day 2	<ul style="list-style-type: none"> <li>श्रुतिसमभिन्नार्थक शब्द को समझते हुए WORKBOOK का पेज 80-81 करवाया जाएगा</li> </ul>
Day 3	<ul style="list-style-type: none"> <li>छात्रों को सर्वनाम का परिचय दिया जाएगा</li> </ul>
Day 4	<ul style="list-style-type: none"> <li>छात्रों को सर्वनाम शब्दों को बताते हुए लिखवाया जाएगा</li> </ul>
Day 5	<ul style="list-style-type: none"> <li>छात्रों को सर्वनाम शब्दों से वाक्य प्रयोग लिखवाया जाएगा</li> </ul>
Day 6	<ul style="list-style-type: none"> <li>छात्रों को work बुक संख्या 18-19 करवाई जाएगी</li> <li>श्रुतलेख लिया जाएगा</li> </ul>
गृहकार्य	<ul style="list-style-type: none"> <li>अपने मनपसंद आकार पर सर्वनाम शब्द लिखकर WALL HANGING बनाएंगे</li> </ul>

<b>Mathematics</b>	
<b>Concept:</b>	<b>Ch-4 Subtraction</b>
<b>What will I learn?</b>	Subtraction with regrouping
<b>To Read &amp; Understand:</b>	<ul style="list-style-type: none"> <li>Recall Subtraction facts and vocabulary related to it.</li> <li>Subtract four-digit numbers without regrouping.</li> </ul>
<b>To Do:</b>	<ul style="list-style-type: none"> <li>Written practice of subtraction</li> </ul>
<b>CA:</b>	
<b>Day 1</b>	<ul style="list-style-type: none"> <li>Ex-16 Q16 in notebook and Q17, Q18 in textbook</li> </ul>
<b>Day 2</b>	<ul style="list-style-type: none"> <li>Ex-18 Q3 to Q8 in notebook</li> </ul>
<b>Day 3</b>	<ul style="list-style-type: none"> <li>Ex-18 Q15 and Q16 in notebook</li> </ul>
<b>Day 4</b>	<ul style="list-style-type: none"> <li>Ex-18 Q17 and Q18 in notebook</li> </ul>
<b>Day 5</b>	<ul style="list-style-type: none"> <li>Ex 18 Q19 to Q21 in notebook</li> </ul>
<b>Day 6</b>	
<b>HA:</b>	<ul style="list-style-type: none"> <li>Ex-18 Q9 to Q14 in notebook</li> <li>Worksheet page no. 14,15 and 16</li> </ul>
<b>EVS (Science)</b>	
<b>Concept:</b>	<b>Chapter 5 - PLANTS</b>
<b>What will I learn?</b>	<ul style="list-style-type: none"> <li>Kinds of plant</li> <li>Plant and Climate</li> </ul>
<b>To Read &amp; Understand:</b>	<ul style="list-style-type: none"> <li>Different kinds of plants are found all over the earth depending on the climate of the place.</li> <li>Plants can be herbs , shrubs or trees, depending on their size, type of stem and the number of years they live.</li> </ul>
<b>Subject Enrichment Activity</b>	<ul style="list-style-type: none"> <li>Worksheet no. 10, Page 12 to be presented on 26th July</li> </ul>
<b>To Do:</b>	<ul style="list-style-type: none"> <li>Subject enrichment activity</li> <li>Introduction of chapter 5</li> </ul>
<b>CA:</b>	
<b>Day 1</b>	<ul style="list-style-type: none"> <li>Introduction of the chapter with the discussion of how plants are important for us</li> </ul>
<b>Day 2</b>	<ul style="list-style-type: none"> <li>Kind of plants</li> </ul>
<b>Day 3</b>	<ul style="list-style-type: none"> <li>Plants and climate</li> </ul>

Day 4	<ul style="list-style-type: none"> <li>• Subject Enrichment Activity - community helper pla card</li> </ul>
Day 5	<ul style="list-style-type: none"> <li>• Subject Enrichment Activity- community helper pla card</li> </ul>
Day 6	<ul style="list-style-type: none"> <li>• 4th saturday</li> </ul>
HA	<ul style="list-style-type: none"> <li>• Read the chapter</li> </ul>
<b>ICT</b>	
<b>Concept:</b>	<ul style="list-style-type: none"> <li>• <b>I/O devices and their functions.</b></li> <li>• <b>Introduction to operating system</b></li> </ul>
What will I learn?	<ul style="list-style-type: none"> <li>• What makes a computer work? And how we input the data in the computer and get the output.</li> <li>• Practical: Get better control on handling mouse by using MS Paint.</li> </ul>
To Read & Understand:	<ul style="list-style-type: none"> <li>• Recognise the I/O devices</li> </ul>
To Do:	<ul style="list-style-type: none"> <li>• Practice MS Paint</li> </ul>
CA:	
Day 1	<ul style="list-style-type: none"> <li>• Understand the concepts of I/O and operating system</li> </ul>
Day 2	<ul style="list-style-type: none"> <li>• Practice MS Paint on the computer</li> </ul>



# Salwan Public School Gurugram

(Session 2022-23)

## Home Learning Plan

**Class IV (18th – 22nd July, 2022)**

**Dear Parent  
Greetings!**

Please refer to the Event Planner for Holidays and Activities planned for the month.

English	
<b>Concept:</b>	<b>Grammar- Nouns- Number, Gender Literature - Poem -Binker (to be continued)</b>
<b>What will I learn?</b>	<ul style="list-style-type: none"><li>• Change a singular noun to its plural form.</li><li>• Comprehend key rules regarding plural nouns.</li><li>• Classify countable and uncountable nouns.</li><li>• Recognise and identify the common gender used for both male and female.</li><li>• Classify and change the gender of nouns from immediate and extended environment (Masculine/ Feminine , Neuter).</li></ul>
<b>To Read &amp; Understand:</b>	<ul style="list-style-type: none"><li>• Noun - Number-Reading and explanation - Pages (36-38).</li><li>• Noun - Number (countable and uncountable)- Reading and explanation- Pages (40-41).</li><li>• Noun - Gender - Reading and explanation - Pages(45-47).</li></ul>
<b>To Do:</b>	<ul style="list-style-type: none"><li>• Learn different types of nouns and its usage.</li></ul>
<b>CA:</b>	<ul style="list-style-type: none"><li>• Noun - Number- Exercise - Pages (38 A,B and 39 A).</li><li>• Noun - Number(countable and uncountable)- Exercise - Pages ( 42 A).</li><li>• Noun - Gender - Exercise - Pages (48 A,B and 49 C,D).</li></ul>



HA:	<ul style="list-style-type: none"> <li>Noun - Number - Page-(39 B )</li> <li>Noun - Number(countable and uncountable)- Pages (43 and 44 B , C)</li> <li>Noun - Gender - Page - (49 - A,B )</li> </ul>
<b>Hindi</b>	
विषय:	<ul style="list-style-type: none"> <li>व्याकरण पुस्तक /परिवेश पाठ्यपुस्तक</li> <li>लिंग ,वचन ,पाठ-11 स्वर्ग में हड़ताल (केवल पठन)</li> </ul>
पाठ:	<ul style="list-style-type: none"> <li>पाठ – लिंग ,वचन ,पाठ-11 स्वर्ग में हड़ताल (केवल पठन)</li> </ul>
शिक्षण उद्देश्य	<ul style="list-style-type: none"> <li>छात्र स्त्रीलिंग तथा पुल्लिंग की पहचान कर सकेंगे</li> <li>छात्र एकवचन तथा बहुवचन में अंतर समझ सकेंगे I</li> <li>छात्रों के मौखिक कौशल का विकास होगा I</li> <li>छात्रों के लिखित कौशल का विकास होगा I</li> <li>छात्रों में श्रावण कौशल का विकास होगा I</li> <li>छात्र हड़ताल की परिभाषा व बचाव के उपाय व समाधान जान सकेंगे I</li> <li>पर्यावरण के प्रति जागरूकता व कर्तव्य की भावना जागृत होगी I</li> </ul>
To Do	<ul style="list-style-type: none"> <li>लिंग ,वचन की पहचान व हड़ताल से परिचित होंगे I</li> </ul>
कक्षा कार्य	<ul style="list-style-type: none"> <li>लिंग शब्दों की पहचान व सरलीकरण Iअपने परिवार के सदस्यों में स्त्रीलिंग व पुल्लिंग चुनकर उनके नाम लिखेंगे I</li> <li>लिंग आधारित वर्कशीट 16 -17 करेंगे I</li> <li>वचन शब्दों की पहचान व सरलीकरण I</li> <li>वचन संबंधी वर्कशीट 19-20 I</li> <li>पाठ -11 का पठन-पाठन व सरलीकरण I</li> </ul>
गृहकार्य	<ul style="list-style-type: none"> <li>लिंग आधारित वर्कशीट 18 पूर्ण करेंगे I</li> <li>पाठ -11 से पाँच कठिन शब्द चुनकर वाक्य निर्माण करेंगे I</li> </ul>

<b>Mathematics</b>	
<b>Concept:</b>	<b>Chapter 6 - Multiplication</b>
<b>What will I learn?</b>	<ul style="list-style-type: none"> <li>• Introduction to multiplication</li> <li>• Properties of multiplication</li> <li>• Multiplication by 1-digit number</li> <li>• Multiplication by Tens and Hundreds</li> </ul>
<b>To Read &amp; Understand:</b>	<ul style="list-style-type: none"> <li>• Read page no. 46 – 50</li> </ul>
<b>Activity:</b>	<ul style="list-style-type: none"> <li>• Material required: Stickers or bindi of same size and colour</li> </ul>
<b>To Do:</b>	<ul style="list-style-type: none"> <li>• Revise the tables till 13</li> </ul>
<b>CA:</b>	<ul style="list-style-type: none"> <li>• Worksheet Page no. 14, 17, 18</li> <li>• Properties of Multiplication in notebook</li> <li>• Ex 16: Q8, Q9</li> <li>• Ex 17: 9, 10, 14</li> <li>• Ex 18: Q1(b, c) Q2( c), Q3(c), Q5(c ), Q9, Q11, Q12</li> </ul>
<b>HA:</b>	<ul style="list-style-type: none"> <li>• Ex 16: Q3, Q4</li> <li>• Ex 17: Q2, Q6, Q8, Q20</li> <li>• Ex 18: Q5, Q6, Q7, Q8, Q10</li> <li>• Worksheet page no. 15, 16, 19</li> <li>• Revise tables of 12 and 13</li> </ul>
<b>EVS (Science)</b>	
<b>Concept:</b>	<b>Chapter 4 - Plants Around Us</b>
<b>What will I learn?</b>	<ul style="list-style-type: none"> <li>• Two systems of plant- roots and shoots</li> <li>• Functions of different parts of a plant in its growth</li> <li>• Types of aquatic plants</li> <li>• Classify the plants on the basis of their lifespan</li> </ul>
<b>To Read &amp; Understand:</b>	<ul style="list-style-type: none"> <li>• Read Chapter 4 - Plants Around Us from the textbook.</li> </ul>
<b>To Do:</b>	<ul style="list-style-type: none"> <li>• Revise the concept done in class.</li> </ul>
<b>CA:</b>	<ul style="list-style-type: none"> <li>• Explanation of the chapter.</li> <li>• Textbook exercises</li> </ul>

HA:	<ul style="list-style-type: none"> <li>Research on any one type of aquatic plant and prepare a summary of it and deposit in class on 29th July.</li> </ul>
<b>EVS (Social Science)</b>	
Concept:	<ul style="list-style-type: none"> <li>Eating with everyone</li> </ul>
What will I learn?	<ul style="list-style-type: none"> <li>Students will learn about different ways in which they can incorporate the principle of sharing and caring.</li> </ul>
To Discuss:	<ul style="list-style-type: none"> <li>Students will discuss about their Thanksgiving day research.</li> </ul>
CA:	<ul style="list-style-type: none"> <li>Question and Answers of the lesson will be done.</li> </ul>
HA:	<ul style="list-style-type: none"> <li>Students will do the cross connect activity given in their textbook on page no. 75. They will write it in their notebooks.</li> </ul>
<b>ICT</b>	
Concept:	<b>Ch. 2: Internet Application</b>
What will I learn?	<ul style="list-style-type: none"> <li>Students will learn about Google services and Email</li> </ul>
To Read & Understand:	<ul style="list-style-type: none"> <li>Read the content uploaded in GCR</li> </ul>
To Do:	<ul style="list-style-type: none"> <li>Revision</li> </ul>
CA:	<ul style="list-style-type: none"> <li>Explanation/Demonstration of the given topics</li> </ul>
HA:	<ul style="list-style-type: none"> <li>Activities assigned in Google Classroom</li> </ul>



# Salwan Public School Gurugram

(Session 2022-23)

## Home Learning Plan

Class V (18th– 22th July, 2022)

**Dear Parent  
Greetings!**

Please refer to the Event Planner for Holidays and Activities planned for the month.

English	
<b>Concept:</b>	<ul style="list-style-type: none"><li>• Kinds of Nouns</li><li>• Pronouns</li></ul>
<b>What will I learn?</b>	<ul style="list-style-type: none"><li>• Kinds of Nouns</li><li>• Kinds of Pronouns</li><li>• Personal Pronouns</li><li>• Possessive Pronouns</li><li>• Interrogative Pronouns</li><li>• Demonstrative Pronouns</li></ul>
<b>To Read &amp; Understand:</b>	<ul style="list-style-type: none"><li>• Kinds of Nouns( pg 25-30)</li><li>• Pronouns( pg 68-75)</li></ul>
<b>To Do:</b>	
<b>CA:</b>	<ul style="list-style-type: none"><li>• Kinds of Nouns B, C,D</li><li>• Kinds of Pronouns Pg 71( Ex learn)</li><li>• Pg 72 ( Ex A, B )</li><li>• Pg 73( Ex C)</li><li>• Pg 74( Ex E, F)</li></ul>
<b>HA:</b>	<ul style="list-style-type: none"><li>• Ex A( Pg 28)</li><li>• Pg 73 ( Ex D)</li></ul>

Hindi	
विषय:	साहित्य
पाठ:	पाठ-4 एक बूँद
शिक्षण उद्देश्य	<ul style="list-style-type: none"> <li>• एक बूँद की यात्रा के माध्यम से आगे बढ़ने की लगन व आत्मविश्वास जैसे जीवन मूल्यों का महत्व जान पाएँगे।</li> <li>• वर्षा के पानी की उपयोगिता जानेंगे।</li> <li>• दृढ़ विश्वास, लगन, आत्मविश्वास व लक्ष्य को पाने की चाह आदि की भावना जागृत होगी।</li> <li>• अनजान परिस्थितियों में न घबराने की सीख प्राप्त होगी।</li> <li>• सही उच्चारण व लयात्मक ढंग से कविता का सस्वर वाचन करना सीखेंगे।</li> <li>• संरचनात्मक लेखन का विकास होगा व छात्रों में कल्पना शक्ति का विकास होगा।</li> </ul>
TO DO	<ul style="list-style-type: none"> <li>• कविता को पढ़ना</li> </ul>
कक्षा कार्य	<ul style="list-style-type: none"> <li>• कविता को पढ़कर समझना</li> <li>• वाक्य निर्माण</li> <li>• पठित गद्यांश</li> <li>• मूल्यपरक प्रश्न</li> </ul>
गृहकार्य	<ul style="list-style-type: none"> <li>• एक बूँद आत्मकथा अपने शब्दों में लिखिए।</li> </ul>
Mathematics	
Concept:	Division
What will I learn?	<ul style="list-style-type: none"> <li>• Properties of division</li> <li>• Division by 2,3 &amp; 4-digit Numbers</li> <li>• Word Problems in Division</li> <li>• Estimating the product and the quotient</li> </ul>
To Read & Understand:	<ul style="list-style-type: none"> <li>• Properties of division-Pg 35</li> <li>• Division by 2, 3 &amp; 4-digit Numbers-Pg 36 &amp; 37</li> </ul>

	<ul style="list-style-type: none"> <li>• Word Problems in Division-Pg 38 &amp; 39</li> <li>• Estimating the product and the quotient-Pg 41</li> </ul>
To Do:	
CA:	<ul style="list-style-type: none"> <li>• Properties of division</li> <li>• Ex.16. Q1,3,5</li> <li>• Ex.16. Q7,9,11&amp;13</li> <li>• Ex.17. Q1,2,5&amp;10</li> <li>• Ex.17. Q11,12&amp;14</li> <li>• Ex.17. Q15,16 &amp; 17</li> <li>• Ex.18. Q2,4,6,8 &amp; 10</li> </ul>
HA:	<ul style="list-style-type: none"> <li>• Ex.16. Q1,3,5</li> <li>• Ex.16. Q7,9,11&amp;13</li> <li>• Ex.17. Q3,6,7,9&amp;13</li> <li>• Ex.18. Q1,3,5,7 &amp; 9</li> </ul>
<b>EVS (Science)</b>	
<b>Concept:</b>	<b>Air, Water, States of matter</b>
What will I learn?	<ul style="list-style-type: none"> <li>• Properties of air</li> <li>• Properties of water</li> <li>• Different states of matter</li> </ul>
To Read & Understand:	<ul style="list-style-type: none"> <li>• Refer previous weeks HLP of July</li> </ul>
To Do:	
CA:	<ul style="list-style-type: none"> <li>• Worksheet based on air and water, states of matter</li> </ul>
HA:	<ul style="list-style-type: none"> <li>• Read the concept</li> </ul>
<b>EVS (Social Science)</b>	
<b>Concept:</b>	<b>Physical Divisions of India</b>
What will I learn?	<ul style="list-style-type: none"> <li>• Life in the different Physical divisions of India</li> </ul>
To Read & Understand:	<ul style="list-style-type: none"> <li>• The Northern Mountains</li> <li>• The Northern Plains</li> <li>• The Southern Plateaus</li> <li>• The Thar Desert</li> <li>• The Islands</li> </ul>
To Do:	

CA:	<ul style="list-style-type: none"> <li>• Explanation and discussion about the different physical divisions of India</li> <li>• Map Reading</li> <li>• Discussion about the flora and fauna in various parts of India</li> </ul>
HA:	<ul style="list-style-type: none"> <li>• Discuss with your parents and find out how the various physical divisions of India impact the flora and fauna.</li> </ul>
<b>ICT</b>	
<b>Concept:</b>	<b>Inserting Objects in Google docs</b>
What will I learn?	<ul style="list-style-type: none"> <li>• Google docs: Online word processor</li> <li>• Inserting objects in Google docs</li> </ul>
To Read & Understand:	<ul style="list-style-type: none"> <li>• Read the content shared in ICT Google classroom.</li> </ul>
To Do:	
CA:	<ul style="list-style-type: none"> <li>• Insert pictures, tables and charts in Google docs.</li> </ul>
HA:	<ul style="list-style-type: none"> <li>• Create an infographic on computer viruses on Canva or Adobe Spark and upload it in Google classroom in jpeg/png format.</li> </ul>