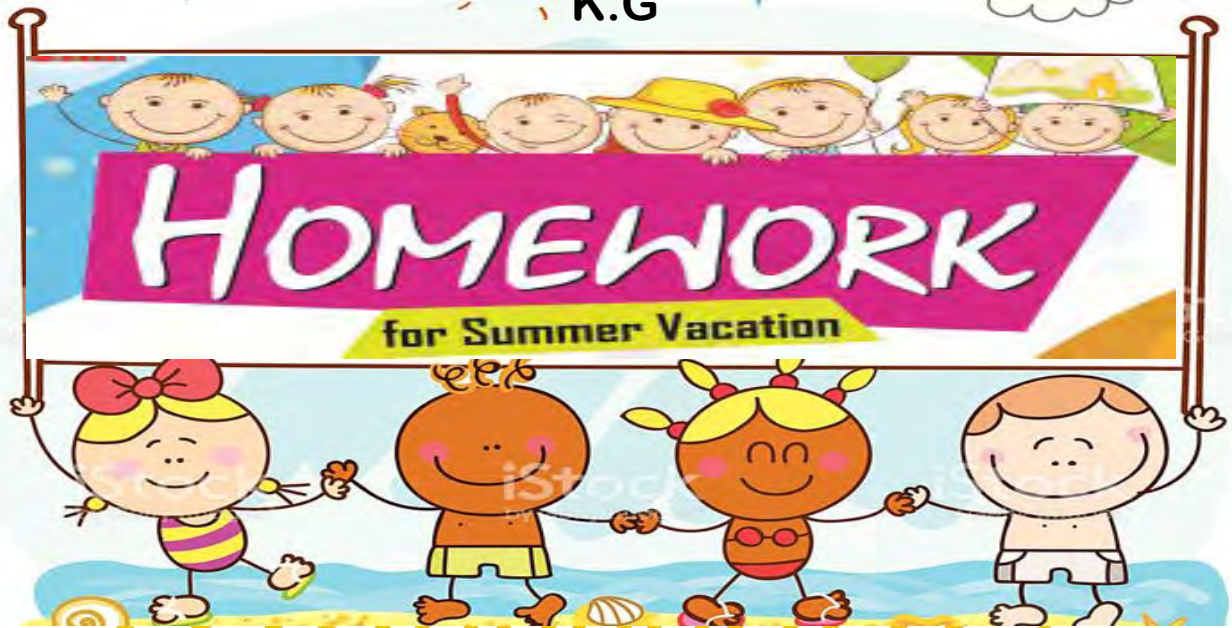


Salwan Public School  
Gurugram  
Holiday Homework 2018-19  
K.G



Holidays are the best time of the year,  
Time to shout, clap & cheer!

Jump about and have lots of fun,  
Enjoy treats in tons and tons!

Plan a trip, go around and explore,  
Be it mountains or the sea shore.

Rafting or skiing, whatever you do,

Planetariums & museums can be visited too.

Try cool recipes for your grandparents too,  
Experiments & projects to be done by you.

Be helpful and nice to all, each day,

You are a Salwanian- A Winner all the way!!!

Remember to share your fun moments with us -  
get pictures clicked of yourself as an artist,  
a chef and even a scientist. Paste them in  
a scrapbook which everyone can admire.

## Parent's Corner



Summer Vacations are just round the corner. To keep your little ones indoors in the sweltering heat and to utilize their time with

constructive and creative activities, we are sharing a few activities that would help the children get a grasp of the work done in the school. Most importantly spending quality time with your children. Few tips for the parents to engage their kids regularly .

**Be a Friend:** Play games with your child like - Ludo, Carom-board or scrabble.

**Explore Nature:** Take your child for morning walk, count trees, cars, stones, flowers, etc. while going for a walk.

**Sharpen Memory:** Put a few things on a tray show the tray to your child for a while and then cover the tray. Ask your child to name the objects which were on the tray. This activity will help enhancing the memory and vocabulary of your child.

### 'Books Our Best Friends

' **Reading time** : Reading stories enhances Language and Vocabulary development. Read monthly story from **Kinder Calendar**. Make bed time reading a regular practice with your child. After reading stories ask questions like "What did you like in the story. Help your child to narrate the story in their own words. Also encourage your child to read picture dictionary.



## Week - 1

May 14.2018 - May 20.2018

Fun Activity	Cognitive Activities
<p>Journey to be independent:</p> <ul style="list-style-type: none"><li>• Make a bird feeder and make sure to put some grain and water regularly.</li><li>• Keep your surrounding clean</li><li>• With the help of your parents make report card. Award yourself with stars in the last week/day of your vacation. The categories can be : Water/Electricity Conservation, Good manners, Helping the needy, Nurture the nature, Respecting your elders, Healthy eating , English Conversation, Reading Picture Books or you can mention more categories.</li></ul>	<p>Recapitulation:</p> <ul style="list-style-type: none"><li>• Write lower Case letters (a-z) twice and draw or paste pictures along with them.</li><li>• Write numerals 1-30 twice.</li><li>• व्यंजन वर्ण 'क' वर्ग के वर्ण लिखें एवं चित्र बनाए अथवा चिपकाए ।</li><li>• Make an innovative booklet of colours using different shapes on A4 size sheets.</li></ul>

## Week - 2

May 21.2018 - May 27.2018

<p>Personality Development:</p> <ul style="list-style-type: none"><li>• Learn to button up my shirt</li><li>• Tying shoe laces</li><li>• Keeping his / her belongings back in their place</li><li>• Wash your hands before and after meals</li><li>• Laying the table for dinner</li><li>• Eat food with the help of spoon and fork independently</li></ul>	<p>Lets learn :</p> <ul style="list-style-type: none"><li>• Write Upper Case letters (A-Z) twice and draw or paste pictures along with them.</li><li>• Collect Picture of Pre- Number (Big and Small) objects and paste on coloured A4 size paper to make a relative chart.</li><li>• व्यंजन वर्ण 'च' वर्ग के वर्ण लिखें एवं चित्र बनाए अथवा चिपकाए ।</li></ul>
---	---

## Week - 3

May 28.2018 - June 03.2018

Imbibe 'Social Skills' in your child:

- Greet with a smile when someone comes to the house
- Converse freely with visitors, relatives coming to the house
- Speak politely and share things with peers
- Keep your surroundings and environment clean.
- Do not throw anything out of the window, car or balcony.
- Always throw garbage in the dustbin

Something New:

- Write Upper Case and lower case letters twice together.
- Make flash cards 1-10 on coloured A4 sheet. One number on each sheet.
- व्यंजन वर्ण 'ट' वर्ग के वर्ण लिखें एवं चित्र बनाए अथवा चिपकाए ।

## Week - 4

June 04.2018 - June 10.2018

Let's Converse in English :

- How are you? I'm good. Thank You.
- I am thirsty. Please give me water.
- Please, open / close my tiffin / bottle./box.
- I am hungry. Please give me food.
- I have finished my work / food.
- Please, switch off / on the light / fan.

Vowel Magic :

- Make stories correlated to vowels a,e,i,o,u . Stick Pictures related to 'a'.  
For example . **Sam has a Cat.**  
**Cat has a Pan.**
- व्यंजन वर्ण 'त' वर्ग के वर्ण लिखें एवं चित्र बनाए अथवा चिपकाए ।
- Make flash cards 11-20 on coloured A4 sheet. One number on each sheet.

## Week - 5

June 11.2018 - June 17.2018

### Celebrating Father's Day

Surprise your father each day by doing something different

- Colour and decorate a Photo Frame.
- Make Lemonade for your Father
- Help him to choose his clothes for his office
- Plant a sapling with your father
- Make a beautiful card for your father

- Make stories correlated to vowels a, e, i, o, u . Stick Pictures related to 'e'.

For example .

Ben had a hen called Jen the hen.

Ben had ten hens.

Jen was hen number ten.

- व्यंजन वर्ण 'प' वर्ग के वर्ण लिखें एवं चित्र बनाए अथवा चिपकाए ।
- Illustrate a table layout on one side of A3 sheet and theme based Collage on the others side and laminate it to be used as table mat.
- Roll no 1-6: Seasons
- Roll no 7-12: Animals
- Roll no 13-18: Our Community
- Roll no 19-24: Means of Transport
- Roll no 25-30: Plants
- Roll no 31-36: Festivals

## Week - 6

June 18.2018 - June 24.2018

### Remind yourself:

- Brush teeth twice daily
- Comb hair regularly
- Bathe everyday
- Wash hands before and after meals.
- Trim the nails and keep them clean
- Switch off lights/ fans/ T.V when you do not require them.
- Save water by closing the taps after use.

- Learn to write the spelling of your name , address and contact numbers of your parents

- व्यंजन वर्ण उष्म वर्ग के वर्ण लिखें एवं चित्र बनाए अथवा चिपकाए ।
- Learn rhymes on colours and numbers.

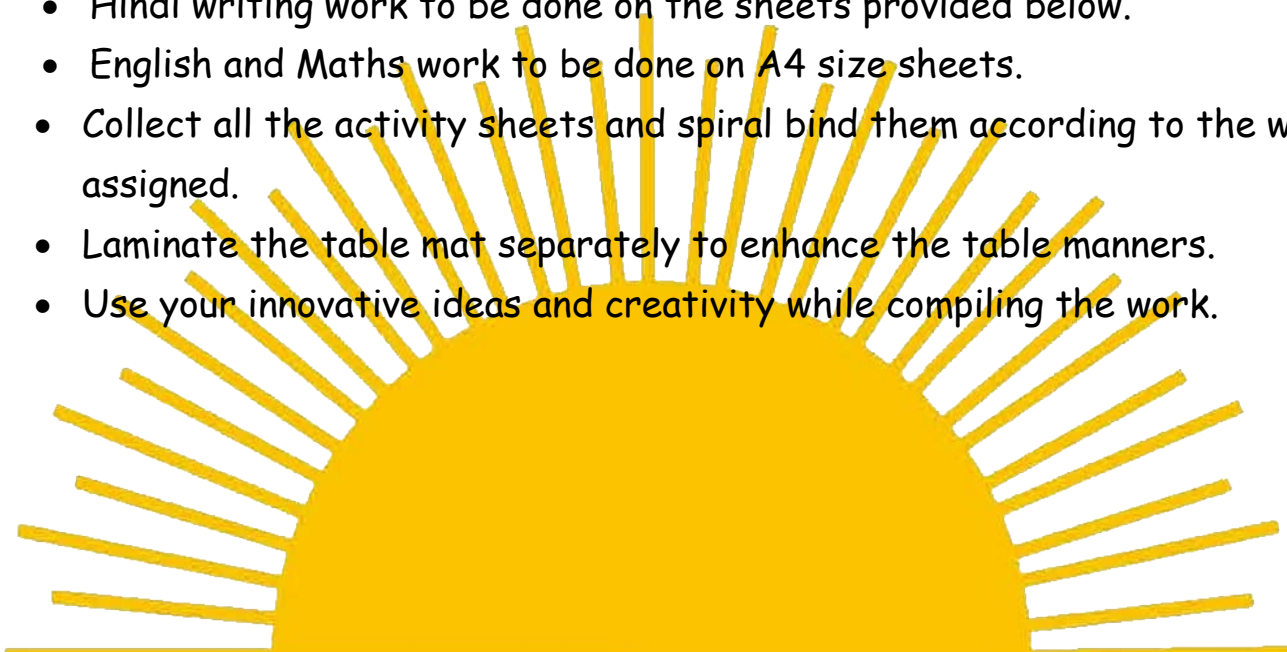
*Week - 7*  
*June 25.2018 - July 01.2018*

- Complete your report card and see how many stars you have gained.

- Last week of your Summer break give a last glance to your work.


Instructions to compile the Summer Activities:

- Hindi writing work to be done on the sheets provided below.
- English and Maths work to be done on A4 size sheets.
- Collect all the activity sheets and spiral bind them according to the weeks assigned.
- Laminate the table mat separately to enhance the table manners.
- Use your innovative ideas and creativity while compiling the work.




***SERVICE BEFORE SELF***

# वर्ण परिचय



Two sets of handwriting practice lines. Each set consists of a top red line, two middle blue lines, and a bottom red line.


# वर्ण परिचय



Handwriting practice lines consisting of two sets of four horizontal lines each. Each set includes a top red line, two middle blue lines, and a bottom red line.




# वर्ण परिचय




Handwriting practice lines consisting of two sets of four horizontal lines. Each set includes a top red line, two middle blue lines, and a bottom red line.

# वर्ण परिचय




Handwriting practice lines consisting of two sets of four horizontal lines. Each set has a red top line, two blue middle lines, and a red bottom line.

# वर्ण परिचय




Handwriting practice lines consisting of two sets of four horizontal lines each. Each set includes a top red line, two middle blue lines, and a bottom red line.

# वर्ण परिचय




# वर्ण परिचय




Two sets of handwriting practice lines. Each set consists of four horizontal lines: a top red line, two middle blue lines, and a bottom red line.

# वर्ण परिचय




# वर्ण परिचय




Two sets of handwriting practice lines. Each set consists of a top red line, two middle blue lines, and a bottom red line, providing a guide for letter height and placement.

# वर्ण परिचय






# वर्ण परिचय




Two sets of handwriting practice lines. Each set consists of a top red line, two middle blue lines, and a bottom red line, providing a guide for letter height and placement.

# वर्ण परिचय




Two sets of handwriting practice lines. Each set consists of a top red line, two middle blue lines, and a bottom red line.

# वर्ण परिचय




Two sets of handwriting practice lines. Each set consists of a top red line, two middle blue lines, and a bottom red line, providing a guide for letter height and placement.

# वर्ण परिचय




Two sets of handwriting practice lines. Each set consists of a top red line, two middle blue lines, and a bottom red line, providing a guide for letter height and placement.

# वर्ण परिचय




Two sets of handwriting practice lines. Each set consists of four horizontal lines: a top red line, two middle blue lines, and a bottom red line. The first set is positioned above the second set.

# वर्ण परिचय




Two sets of handwriting practice lines. Each set consists of a top red line, two middle blue lines, and a bottom red line.

# वर्ण परिचय



Two sets of handwriting practice lines. Each set consists of a top red line, two middle blue lines, and a bottom red line, providing a guide for letter height and placement.


# वर्ण परिचय



Two sets of handwriting practice lines. Each set consists of four horizontal lines: a top red line, two middle blue lines, and a bottom red line.




# वर्ण परिचय




Two sets of handwriting practice lines. Each set consists of a top red line, two middle blue lines, and a bottom red line.

# वर्ण परिचय




Two sets of handwriting practice lines. Each set consists of a top red line, two middle blue lines, and a bottom red line, providing a guide for letter height and placement.

# वर्ण परिचय




Two sets of handwriting practice lines. Each set consists of a top red line, two middle blue lines, and a bottom red line, providing a guide for letter height and placement.

# वर्ण परिचय




Handwriting practice lines consisting of two sets of four horizontal lines. Each set includes a top red line, two middle blue lines, and a bottom red line.

# वर्ण परिचय




Handwriting practice lines consisting of two sets of four horizontal lines each. Each set includes a top red line, two middle blue lines, and a bottom red line.

# वर्ण परिचय




Two sets of handwriting practice lines. Each set consists of a top red line, two middle blue lines, and a bottom red line, providing a guide for letter height and placement.

# वर्ण परिचय



Handwriting practice lines consisting of two sets of four horizontal lines each. Each set includes a top red line, two middle blue lines, and a bottom red line.


# वर्ण परिचय



Two sets of handwriting practice lines. Each set consists of four horizontal lines: a top red line, two middle blue lines, and a bottom red line.




# वर्ण परिचय




Two sets of handwriting practice lines. Each set consists of four horizontal lines: a top red line, two middle blue lines, and a bottom red line.

# वर्ण परिचय




Two sets of handwriting practice lines. Each set consists of four horizontal lines: a top red line, two middle blue lines, and a bottom red line.

# वर्ण परिचय




Two sets of handwriting practice lines. Each set consists of a top red line, two middle blue lines, and a bottom red line, providing a guide for letter height and placement.

# वर्ण परिचय




Handwriting practice lines consisting of two sets of four horizontal lines each. Each set includes a top red line, two middle blue lines, and a bottom red line.

# वर्ण परिचय




Two sets of handwriting practice lines. Each set consists of a top red line, two middle blue lines, and a bottom red line, providing a guide for letter height and placement.

# वर्ण परिचय




Two sets of handwriting practice lines. Each set consists of four horizontal lines: a top red line, two middle blue lines, and a bottom red line.

# वर्ण परिचय



Two sets of handwriting practice lines. Each set consists of a top red line, two middle blue lines, and a bottom red line, providing a guide for letter height and placement.


# वर्ण परिचय




Two sets of handwriting practice lines. Each set consists of four horizontal lines: a top red line, two middle blue lines, and a bottom red line.



# वर्ण परिचय



# वर्ण परिचय

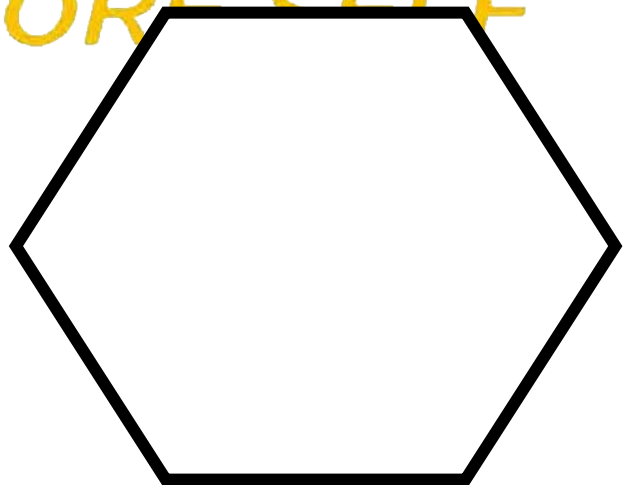



Two sets of handwriting practice lines. Each set consists of a top red line, two middle blue lines, and a bottom red line.

# SHAPES & COLOURS

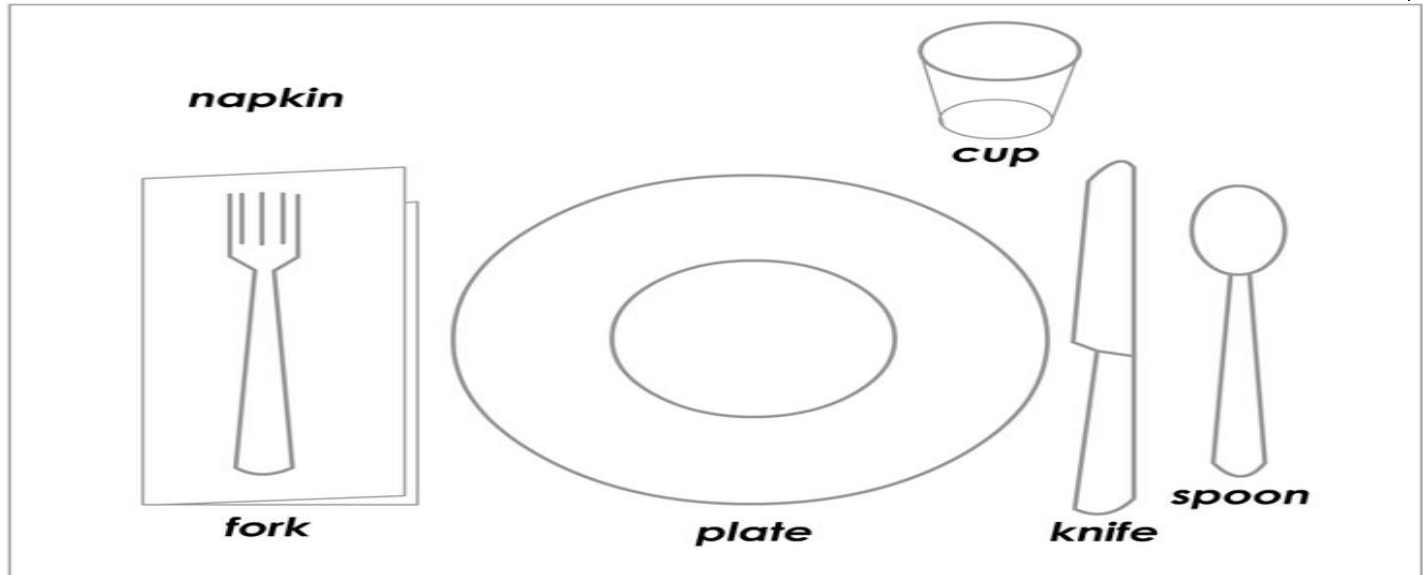


SE BEFORE SELF



# TABLE MAT

Side A



Name :

Side B

Theme related collage according to the roll numbers

***SERVICE BEFORE SELF***

*be creative*

# My Report Card

Sl.No	Activities	I earned ☆
1		
2		
3		
4		
5		

Parents please mention all the activities and have fun grading your ward.



## Sample

☆☆☆	I was super active
☆☆	I was active
☆	I was Lazy

SERVICE BEFORE SELF