



**SALWAN PUBLIC SCHOOL**  
Sector-15 (II),Gurgaon

*Holiday Home Work*

**2018-19**

**Class –I**

**Salwan Public School**

**Sector 15Part II, Gurugram**

**Dear parents,**

**There is thrill and excitement in the air. Commencement of May beckons the long awaited summer vacation for our students. Holidays are for rejuvenation as we unwind ourselves from the daily routine. We relive moments of togetherness with our grandparents, catch up with our friends and bring forth various fun filled activities. To initiate an enriching learning experience for the children and to foster development of various skills, our teachers have framed some mind triggering activities for the children to work on during the holidays. These activities will help in enhancing each child's creative, aesthetic abilities and utilize their time effectively and productively.**

**We request the parents to extend their total involvement and sufficient time to the children. Encourage the children to work independently and enhance their caliber to become confident and progressive. Both parents and the children working together will help make the experience of learning enjoyable and fun. We wish our dear students a very Joyful and Playful Summer Vacation.**

**The school will close for Summer Vacation from 14.05.2018 till 30.06.2018 .**

Mathematics

**Salwan Public School, Gurugram**


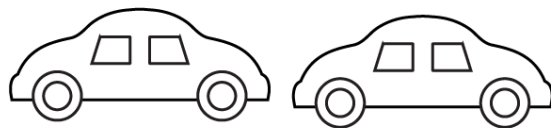
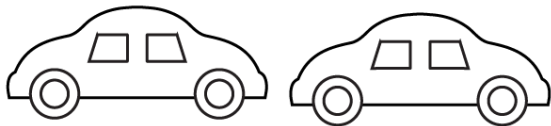
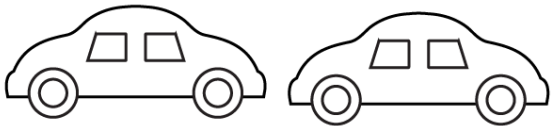

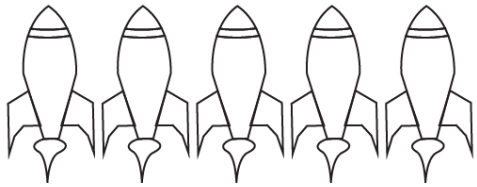
Q1. Fill in the missing numbers from 1 to 100

1		3		5	6		8		10
11	12			15		17		19	20
21		23			26	27		29	30
31		33		35		37	38		40
41	42		44			47		49	50

51		53		55		57		59	60
61	62		64		66		68		70
71		73		75		77			80
81			84		86		88		90
91		93		95		97			100

Salwan Public School, Gurugram

Q2. Circle the group that has more.






# Salwan Public School, Gurugram

Q3. Put the correct sign (>,<=)

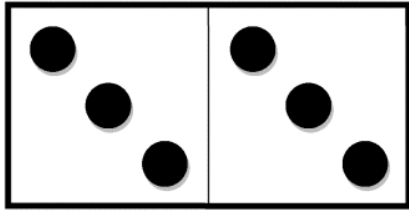
1. 35 <input type="text"/> 52	2. 40 <input type="text"/> 74	3. 45 <input type="text"/> 30
4. 84 <input type="text"/> 77	5. 38 <input type="text"/> 64	6. 51 <input type="text"/> 39
7. 43 <input type="text"/> 43	8. 79 <input type="text"/> 28	9. 99 <input type="text"/> 89
10. 23 <input type="text"/> 22	11. 66 <input type="text"/> 77	12. 6 <input type="text"/> 16
13. 98 <input type="text"/> 89	14. 18 <input type="text"/> 18	15. 30 <input type="text"/> 49

Q.4. What comes before, after and between:

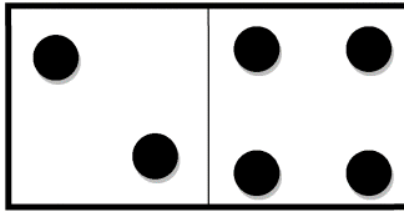
Before	Between	After
___ 8 ___ 17 ___ 12 ___ 1 ___ 20 ___ 44 ___ 65	1 ___ 3 20 ___ 22 8 ___ 10 14 ___ 16 31 ___ 33 19 ___ 21 11 ___ 13	6 ___ 13 ___ 29 ___ 34 ___ 17 ___ 42 ___ 39 ___
		

Salwan Public School, Gurugram


Q5. Count the number of dots on each dice and fill in the total.




$$\underline{\quad} + \underline{\quad} = \underline{\quad}$$




$$\underline{\quad} + \underline{\quad} = \underline{\quad}$$




$$\underline{\quad} + \underline{\quad} = \underline{\quad}$$



$$\underline{\quad} + \underline{\quad} = \underline{\quad}$$



$$\underline{\quad} + \underline{\quad} = \underline{\quad}$$

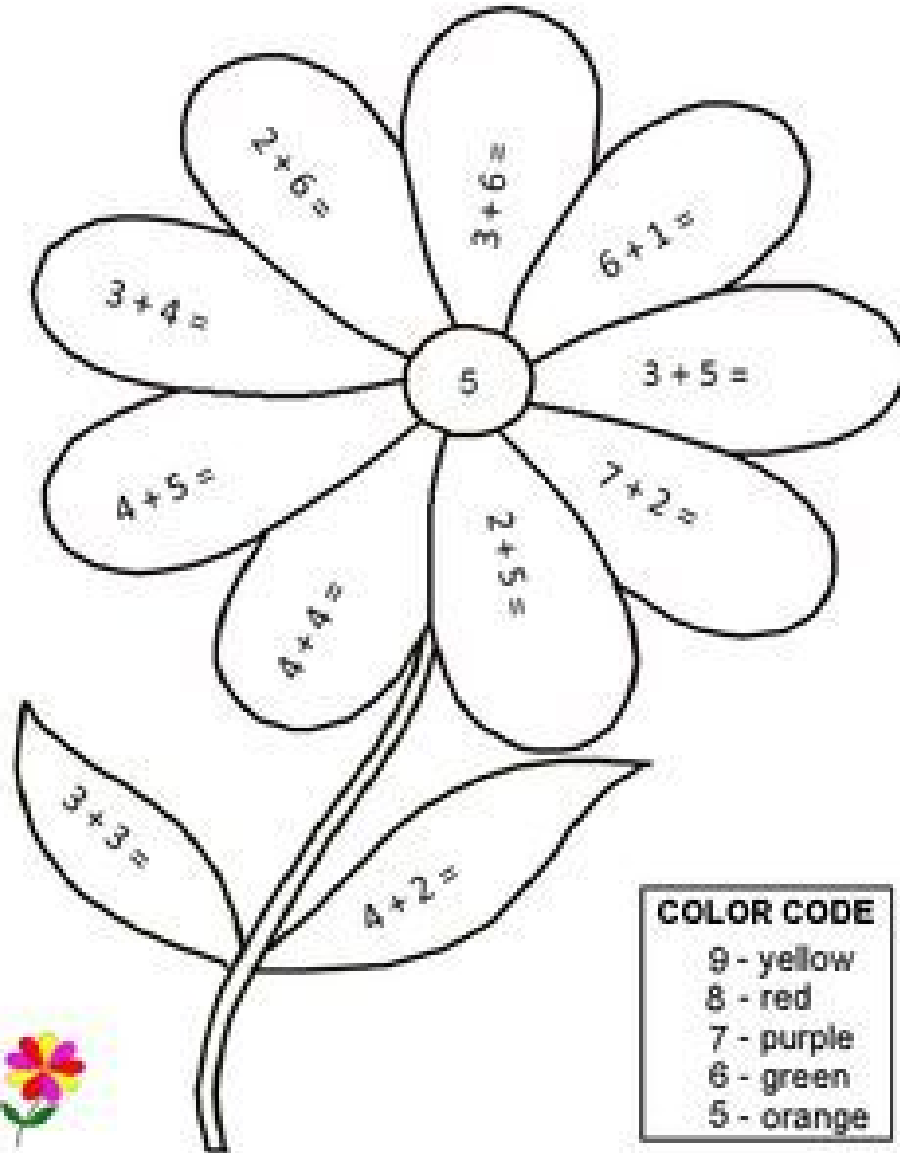


$$\underline{\quad} + \underline{\quad} = \underline{\quad}$$



Salwan Public School, Gurugram

Q6. Add and colour using the colour key below.









Q8. Arrange the following in ascending order:

**45, 80, 77, 23, 19**




---

**55, 50, 87, 30, 5**




---

**41, 20, 22, 24, 4**




---

**16, 39, 28, 40, 51**




Q9. Arrange the following in descending order:

**45, 80, 77, 23, 19**




---

**55, 50, 87, 30, 5**




---

**41, 20, 22, 24, 4**

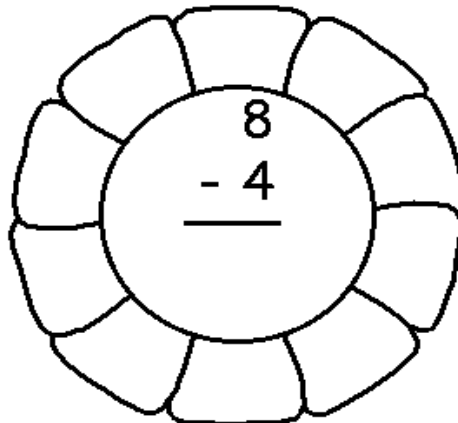


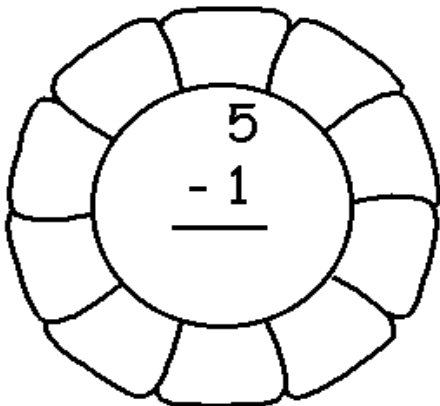




---

**16, 39, 28, 40, 51**


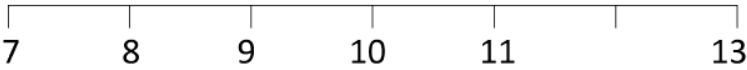



Subtract the numbers in each flower.



# Salwan Public School, Gurugram

## Mental Ability

1)	$3 + 6$	
2)	Write down the next number: 8 9 10 11 12 ____	
3)	How many sides? 	
4)	$8 - 5$	
5)	Which number is missing from the number line? 	
6)	How many fish? 	
7)	What number comes <b>after</b> 26?	

## Salwan Public School, Gurugram

### **PROJECT- Fun with shapes**

Help your child in making a scenery/human body/ rangoli by using cutouts of various shapes like circle, square, rectangle, triangle, oval, etc. on A4 size sheet.

Salwan Public School, Gurugram

Practice sheet

Class I

Time Limit: 45 minutes

**Instructions:**

- *Read the questions carefully.*
- *Kindly adhere to the time limit.*
- *Students should be encouraged to do it independently.*
- *Paste it in the Mathematics notebook.*

**Q1. Add the following numbers:**

a.  $9 + 0 =$

b.  $4 + 5 =$

c.  $5 + 5 =$

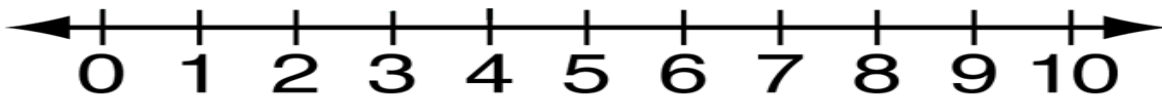
d.  $3 + 1 =$

e.  $8 + 2 =$

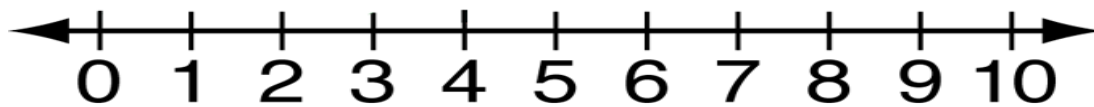
f.  $1 + 1 =$

g.  $7 + 2 =$

**Q2. Add the numbers using number line and write the result in the box given below:**



$5 + 3 =$



$$9 + 1 = \square$$

**Q3. Add using number stripes and write the result in the box given below:**

a.



$$6 + 3 = \square$$

b.



$$7 + 2 = \square$$

**Q4. Add (vertically) and write:**


T	O
	5
+	7

T	O
	7
+	6

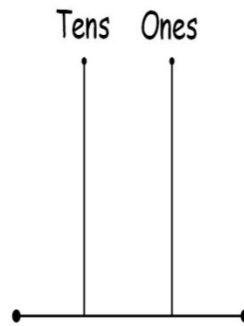
T	O
	6
+	3

T	O
	4
+	8

**Q5. Draw the beads on the abacus and add:**

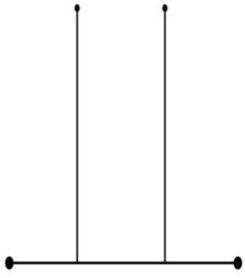


$$5 + 4 =$$



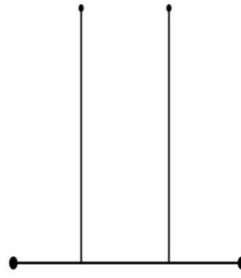
$$6 + 2 =$$

Tens Ones



$$8 + 1 =$$

Tens Ones



$$3 + 3 =$$

**Teacher's Signature**.....



# **HOLIDAY WORK**

## **CLASS 1 EVS**

**2018-19**

**Prepare a presentation (4-5 minute) on the following topics using flash cards/ charts/ posters etc. Any new idea regarding the same will also be acknowledged.**

**Students will present the same on the second week after joining the school. Refer the textbook.**

<b>S.NO.</b>	<b>ROLL NO.</b>	<b>TOPIC</b>
<b>1</b>	<b>1-5</b>	<b>My Family &amp; Neighbourhood</b>
<b>2</b>	<b>6-10</b>	<b>People who help us – Social Helpers</b>
<b>3</b>	<b>11-15</b>	<b>Travelling is fun –Travel and Communication</b>
<b>4</b>	<b>16-20</b>	<b>Unity in Diversity – India</b>
<b>5</b>	<b>21-25</b>	<b>My Green World – Plants</b>
<b>6</b>	<b>25-30</b>	<b>Animals – Our Best Friends</b>
<b>7</b>	<b>31-34</b>	<b>Up in the sky</b>

**SALWAN PUBLIC SCHOOL, GURUGRAM**

**HOLIDAY HOMEWORK**

**ENGLISH**

**CLASS 1**

Reading is not just about the words, it's about the expression and fun. So spend your holidays in reading the book Famous Fables and spending time in doing interesting activities.

Read first five stories of Famous Fables.

Do the following activities.


**SALWAN PUBLIC SCHOOL, GURUGRAM**

**My favourite character in each story**

**Name of the story: The Thirsty Crow**

**Your favourite character: \_\_\_\_\_**

**Draw your favourite character**



**What you like about your favourite character?**

---

---

---

---

---


**SALWAN PUBLIC SCHOOL, GURUGRAM**

**My favourite character in each story**

**Name of the story: The Lion's Friend**

**Your favourite character: \_\_\_\_\_**

**Draw your favourite character**



**What you like about your favourite character?**

---

---

---

---

---

**SALWAN PUBLIC SCHOOL, GURUGRAM**

**My favourite character in each story**

**Name of the story: The Trap**

**Your favourite character: \_\_\_\_\_**

**Draw your favourite character**



**What you like about your favourite character?**

---

---

---

---

---


**SALWAN PUBLIC SCHOOL, GURUGRAM**

**My favourite character in each story**

**Name of the story: The Fox and the Crane**

**Your favourite character: \_\_\_\_\_**

**Draw your favourite character**



**What you like about your favourite character?**

---

---

---

---

---


**SALWAN PUBLIC SCHOOL, GURUGRAM**

**My favourite character in each story**

**Name of the story: The Hare and the Tortoise**

**Your favourite character: \_\_\_\_\_**

**Draw your favourite character**



**What you like about your favourite character?**

---

---


---

---

---

SALWAN PUBLIC SCHOOL, GURUGRAM

Colour the pictures given below and circle "a" or "an" appropriately for each picture



octopus

a
an



idea

a
an



lion


a
an






**umbrella**

a
an



**igloo**

a
an




**jar**

a
an



**aeroplane**

a
an



**ant**



a
an

**SALWAN PUBLIC SCHOOL, GURUGRAM**



It's time to enhance our vocabulary.

Colour the star- RED which means the opposite of the given word and GREEN which means the same.


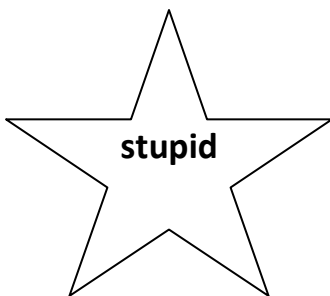
**1. Find**




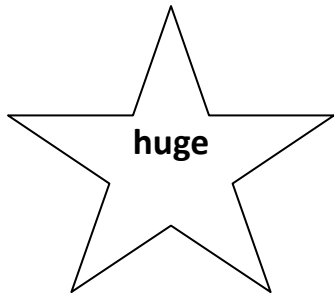
**2. dry**




**3. clever**





**4. big**





**5. happy**





**6. dark**




**7. scared**



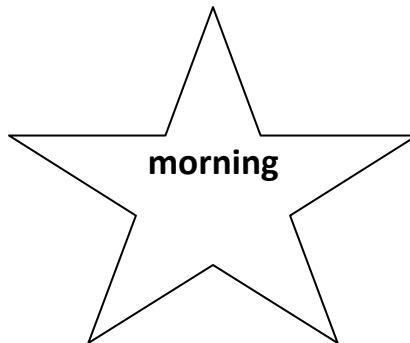
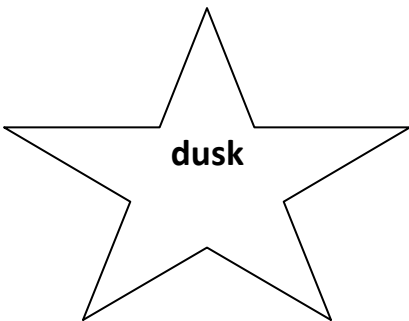
**8. little**



**9. Weak**



**10. evening**



## SALWAN PUBLIC SCHOOL, GURUGRAM

### Let's create own titles

If the stories you read were your own stories, then what would be their titles. Frame your own titles for the stories you read.

**The Thirsty Crow**

---

**The Lion's Friend**

---

**The Trap**

---

**The Fox and the Crane**

---

**The Hare and the Tortoise**

---

Frame sentences from the given words:

a. thirsty

---

---

b. try

---

---

c. enter

---

---

d. spare

---

---

e. fight

---

---

**f. cure**

---

---

**g. agreed**

---

---

**h. tomorrow**

---

---

**i. laugh**

---

---

**j. already**

---

---

## हिन्दी ग्रीष्मवकाश कार्य

- आ , इ व ई मात्राओं की पुनरावर्ति । ( प्रीसेट कॉपी में पेज़ न - 1 से 31 तक का लेखन व पठन कार्य )